




The ROAD RUNNER



MAFCA Chapter

MAFCA "Newsletter of the Year 2019", MARC "Award of Excellence" 2019

MARC Region

Officers

President:	Larry Harding
Vice President:	Jody Layne
Secretary:	Vacant—Volunteer needed!
Treasurer:	David Silvers
Activities/Tours :	Jeanne Harding
Technical	Walt Jones
Concerns/Calling	Linda Owens
Membership/Public Relations:	Bob Martin
Merchandising:	Dee Gust
Newsletter/Webmaster:	Sherry Winkinhofer
Property:	Lonie Hank
Director:	Bill Skaggs
Director:	Junior Blakley

Birthdays

Linda Owen	10/09	Willie Coffman	10/17
Junior Blakley	10/11	Tom Lawlor	10/20
Janice Kunkle	10/12		

Anniversaries

Larry & Jeanne Harding	10/10
Willie & Mary Coffman	10/18
Myron & Donna Schmitt	10/18
Tony & Sue Flieg	10/21
Levi & Michelle Kelly	10/24
Tom & Sandra Williams	10/27
Fred & Sharon Kiehl	10/31

Monthly Meeting

October 3rd

American Legion 2607 State Rte 92, Smithville, MO

Board Meeting

October 20th

**The 3rd Thursday of each month,
7:00 PM, Woodneath Library Center
8900 NE Flintlock Rd, Kansas City, MO 64157**

Technical Meeting & Breakfast Club-KC

Big Biscuit in Liberty

Please join us every Wednesday 7:00 am to "whenever"
at the Liberty Corner Shopping Center, at 840 Hwy 291
(816-429-5314)

Technical Meeting & Breakfast Club-St Joe

Every Monday 8:00-10:00 AM

Hy-Vee 201 North Belt Highway, St. Joseph

Ice Cream & Socializing

Every Saturday evening 6:00 PM

Dairy Queen

8530 N Oak Trafficway, Kansas City, MO 64155

President's Comments:

I hope all are doing well this month, especially with the hot days we had earlier. I am looking forward to the cooler weather ahead in the forecast. Jeanne is putting together some more tours in October and hopefully everyone will get out there and enjoy those cooler temperature tours. Jeanne and I will be gone for a few weeks for a vacation and will not be at the October meeting. Vice-President Jody also anticipates not being available due to hip surgery. I have asked Dave Silvers to lead the October meeting and he graciously accepted, as always, to help out whenever he is needed. Please give him your support!

The bylaws committee presented the proposed new bylaws to the Board and they will be presented to the members for review at the November meeting. They will be printed in full in the November Road Runner for your preview.

The Nominating Committee is accepting nominations at this time for all elected positions for 2023 and volunteers for the appointed positions on the board. We need members to step up for these positions to keep this club going! The contact names for the committee is listed in this Road Runner.

I would like a big shout out thank you to the Board members for all your help and devotion. I really appreciate it. So with that all said, let's have a great October and get out there and drive those Model A's.

Your President, Larry Harding

We do not remember days, we remember moments.

Editor's Comments:

It's been a busy Model A month, almost thought I'd have to add a few pages, but I think I've got it all wedged in! There was so much to choose from in September, that my cup was running over. Since my car had been out of service for almost a year, it was a delight to have her back on the road. And my granddaughter Rosie thinks so too!

Every time Rosie comes to my house, if The Old Lady is in the driveway, she starts looking for a hat! Gotta have a hat to ride in Gramma's old car! Let's hope I can keep that feeling going.

I also took my nephew with me on a Model A event at Krug Park last weekend, and he was having a ball! It was over a two hour drive to reach St. Joseph, so lots of road time, and then he spent the day sharing 1920's toys, I mean artifacts with the visitors to the park. I'm not sure he ever sat down, but if he did, it was to listen to the 78 jazz record!

Hope everyone has had as good of Model A month as I have, and I'm looking forward to some great tours in October as well! The Old Lady is back in KC in John Harmon's capable hands for some fine tuning, so I should be able to drive her in a couple of tours before heading her back north!

Happy A'ing—Sherry Wink, Editor

NORTHWEST MO MODEL A FORD MEETING
American Legion Hall Smithville, Missouri
September 12, 2022

The meeting was called to order by President Larry Harding. Dewayne Knott led the Pledge of Allegiance. Following, he asked Lyman Ridgeway to join him at the front. Dewayne presided over a presentation of a special quilt from the local American Legion Post thanking Lyman for his military service. It was a very inspiring speech and it was a beautiful quilt. Lyman said that he was speechless, but then proceeded to share stories about his time in service. After the presentation, Larry asked all members who had served in any branch of the military to come to the front. A number of veterans responded, and told the years and what branch of service they had been in, sharing a few stories as well.

President: Larry announced the nominating committee members that volunteered to help find members that are interested in being on the 2023 Board. The committee is made up of Dave Silvers, Mary Ann Jones and Mike Owens. The next line of business was discussing the Christmas Party at Conrad's. The cost will be \$25.00 per person (not including decorations). We are allowed to cancel up to one week before the event, which is scheduled for Sunday, December 4, 2022. He asked that if anyone had any different plans, to please let him know.

Vice President: Jody was out ill.

Secretary: We do not have a secretary.

Treasurer: Dave Silvers got up and gave the Treasurer's Report. Dave will do the next meeting in October because Larry and Jody will both be gone. Terry Richardson made a motion to accept the treasury report as read. Myron Schmidt seconded it and everyone voted to accept it.

Activities: Jeanne Harding got up and reminded everyone about the Ladies Night Out Dinner at Cracker Barrel on Wednesday, September 14 at 5:00. Then on Saturday, September 17, we are having a tour to Amelia Earhart Museum, be at Platte City McDonald's at 9:00, lunch following tour. She reminded everyone about the tour at Krug Park on September 24 and to look in Road Runner for additional information. She also mentioned that she and Larry will be gone in October and asked if anyone was interested in having a Fall Foliage Tour to let her know or just go ahead and plan it and let Sherry know so she could get the information out. Donna Martin is planning a Ladies Tea on November 5. The guys are welcome to come and hang out in the Man Cave with Bob. Larry also spoke up and said he would love to see the Garage Day rescheduled, as the last one was canceled due to low attendance.

Concerns: Linda Owens read the 9 birthdays and 4 anniversaries and we sang Happy Birthday.

Membership: Bob Martin informed us that we currently have 68 memberships and 121 members. There were 25 people in attendance at this meeting. We have a new member named John Pulley. He has a 31 Model A Victoria and a 26 Model TT Truck.

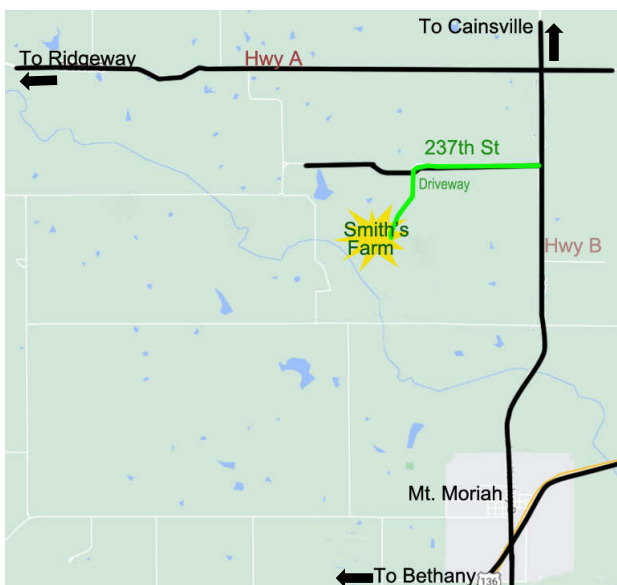
Newsletter: Sherry was not at the meeting

Director: Junior Blakely – Junior said that he recently went to a Steam Engine Show and had a good response to his Model A. He said he attended a good car show in Hamilton on the 3rd week of August. And his car won the Businessman Choice Award.

Misc.: Larry asked for volunteers to help at the Lathrop Gas Station on Thursday, September 15 at 10:00. There was a video shoot planned, and the station needs some TLC. Terry Richardson got up and said that he had gone to visit Jim Spawn and took him some tomatoes and peppers. He said Jim had tears in his eye when Terry went to leave. The 50/50 Raffle had \$59.00 in it. Myron Schmidt had the lucky number and walked away with \$29.50. Lyman came back up to give a tip. He said turn on your dome light at night when you get in your car. Lee Donius made a motion to close the meeting. Myron Schmidt seconded the motion.

The meeting adjourned at 8:00 *pm*. Minutes prepared by Jeanne Harding

Gary and Rosemary's Annual Weiner Roast!



You Are Invited!!

When: Saturday, October 15, 2022 4:00pm-6:30pm

**Where: Low Area on
Smith's Farm
32556 E 237th St. Ridgeway MO**

Please let them know if you are coming! Call 660-284-4207

**They will furnish hot dogs, drinks, plates.
You can bring lawn chairs and something to share.**

In case of rain, the party will move to the machine shed!

Yes, it's a long way up there, but Gary and Rosemary drive it every time they join us at a meeting! They haven't been able to do the drive since Gary's accident and we miss them! Gary says he's moving around more, with less pain, and is back to working on getting the Model A running. I know they would love to see everyone make it to this event!



Activities

"Departure places and times for events will be published on the Website and Newsletter the month prior to the event".

October 13th - Ladies Night Out (Men's night out too!)

Meet at Liberty Cheddars, 8380 N Booth for a dinner and social time! Hope to see you there! Please let me know if you can attend by either signing the sign up sheet at the next meeting or call or text Jeanne Harding at 816-726-4101.

October 15th—Fall Tour to Weston, Red Barn Farm

Meet in Platte City McDonald's at 8:30, leave at 9:00. Lunch will be at Tin Kitchen at 11:00 am. For more info, call or text Jeanne Harding at 816-726-4101

October 15th—Weiner Roast at Smith's Farm

See invite on page 2!

October 22nd- Fall Foliage Tour (2nd Fall Tour)

to Fort Osage/Sibley area to see the autumn leaves! Meet at Sutherland's/McDonald's in Liberty at 9:00 am, leave at 9:30. Lunch will be at La Hacienda at 24 E. Monroe, Buckner, MO

November 5th—A Ladies Tea at Donna Martin's house!

Era clothing requested. Also, for the Men, Bob Martin is going to be entertaining in the Man Cave. For more info, contact Donna at (816) 264-2853

December 4th—Christmas Party

Conrad's in Liberty, 210 North State Route 291, Liberty, MO. Arrive at 11:30, Meal at 12:00. \$25 per person. Sign up sheet at the November meeting (payment at signup time) or mail in form that will be printed in next Road Runner.

If you are planning on joining in on any of the tours or activities, please sign-up at the meeting and include your phone number. You can contact Jeanne Harding at 816-726-4101 cell. That way if an event has to be canceled or has a location or a schedule changed, she will do her best to make sure you are notified!

Next Meeting:

Sherry will be sharing a video tour of the MAFFI Museum at the Gilmore, Hickory Corner Michigan. Come

join us, and if you have had the opportunity to visit, share some of your stories and or pictures as well! Sherry will be putting together a quick slide show for pictures, so if you have any to share, please email them to her at swinkinhofer@hotmail.com!



2023 Nominating Committee

Three steadfast members have volunteered to undertake the search for next years Board Members. Dave Silvers, Mary Ann Jones and Mike Owens are working on the search as I type. This is a thankless job, but a very important one! Without the committee finding members to fill our Board, the club could not exist!

While it's true that the elected positions are hard work, it is very rewarding effort that is necessary for keeping a club healthy. Our club has had so many wonderful people step up to pitch in over the years, but it is also important to keep fresh perspectives joining in. Please consider volunteering for one of the these positions for next year. You are needed!!

New Member!

John Pulley
29586 State Hwy B
Gilman City, Mo. 64642

Cell Phone: (816) 316-3335
Email: jwpulley@outlook.com
Birthday: 5/24

Please give him a warm welcome into the club!

Please contact:

Dave Silvers 816-898-2614

Mary Ann Jones (816) 898-2614

Mike Owens 816-532-8686

Speaking from 15 years of experience as a member of the Board of Directors,

Your editor and webmaster Sherry Wink



Sunshine/Concerns



Linda Owen is our new Sunshine/Concerns lady! If you know anybody in need of a card or phone call, please let Linda know at (816) 532-8686 or blackfencefarm@att.net

Deadline for the Next Road Runner

The 20th of the preceding month

Email to swinkinhofer@hotmail.com
Or mail to: Sherry Winkinhofer
PO Box 172
Table Rock NE 68447

Club Contact Information:

President Larry Harding (816) 726-4102
All Officers: nwmomodelaforclub@gmail.com
Publications: nwmomodelaforclub@gmail.com
816-519-2630

Any articles or notes without a byline are written by your editor.

Visit www.nwmomodela.com today!

Please mail any info, pictures, questions & suggestions to:

NWMO Model A Ford Club
550 S. La Frenz Road
Liberty MO 64068

Lyman Ridgeway presented with Quilt of Honor

Lyman received quite an honor at the September club meeting. He was called up to the front by Dewayne Knott, who is a fellow club member, but also a representative of the Smithville American Legion. The purpose was to recognize Lyman's military service. Dewayne gave a synopsis of Lyman's service, and then a representative of the Smithville American Legion Patriotic Stitchers presented Lyman with a "Quilt of Honor." Lyman was literally speechless for a few minutes, but then recovered and proceeded to share a few stories about his time in the military.

After the presentation, President Larry Harding asked all club members who had served in any branch of the military to come to the front. A number of veterans responded, and shared the years and what branch of service they had been in, adding a few stories as well.

About the quilt: The Smithville American Legion Patriotic Stitchers are a group of dedicated local women, who volunteer their time to honor veterans through making quilts. They meet at the Legion every Thursday evening throughout the year. The work includes piecing blocks, machine quilting, and hand binding each special quilt. Once a year they host an Honor Quilt Presentation evening for 20 - 25 Veteran recipients and their families. They like the quilt to be a surprise to the recipient. (For veteran's in poor health, they can arrange in-home presentations.) The group started sewing in 2013, and to date have presented 226 quilts to area veterans. Chris Knott, one of the quilters, says they do take requests to have a quilt made for a military family member, but at this time the waiting list is at least a year or more. You can contact her at 816-868-9347. Please leave a message to request a quilt and she will call you back. The group appreciates any monetary donations which help defray

the cost of quilting supplies. If you would like to make a donation, please make a check payable to Jo Ann Bertelsen or Chris Knott.



Left to right: Ellis Bertelsen, Commander of the Sons of The American Legion, Lyman, and Chris Knott (Air Force Veteran and one of the Patriotic Stitchers.)



Lyman, Dewayne Knott and Chris Knott

Amelia Earhart Museum Tour

By Jeannie Harding

Club members enjoyed a wonderful tour to the Amelia Earhart Museum in Atchison, Kansas, and enjoyed it immensely. We also drove to a scenic overlook of the Missouri River and enjoyed a yummy lunch at Paulucci's Restaurant! Thanks to



Updates on the Station!

Summer Project

The McFall Gas Station, on the Lathrop Antique Fairground, is looking good! Clarence and Gladys Lawson, and John Harmon spent quite a bit of time this summer spiffing up the landscape. John used his portable sawmill to saw some old utility poles into landscape timbers to replace the old ones at the base of the signpost. Once these were in place, with the help of Clarence, Gladys took over with the gardening work. She dug up and separated the old plants, and replanted them with room to grow. She also added some additional plantings to complete the bed. Given some growing time, this will be a beautiful accent to this location! Thanks for all the hard work!!



Work Day at the Station

Clarence put out the call for assistance, and a number of club members jumped in to help gussy up the station for its role in an upcoming film shoot. Window panes were replaced, windows washed, floors swept, and plenty of other work took place to make this special place look it's best!

A big thanks to all who took time from their busy schedules to help in this labor of love! Clarence and Gladys Lawson, Myron Schmidt, Raul Salmon, Mike Owen, Larry Harding, Bill Skaggs, and of course John Harmon. The place is looking amazing!



About the filming—LOCAL FILM COMPANY DISCOVERS LATHROP, MO.

(article provided by the film company)

On Sunday, September 18, the gas station at the Antique Fair Grounds became a prime location for a short independent film. Screenwriter Mary Wilkens teamed up with Director Patrick Rea, and scouted several areas before finding the red Phillips 66 pumps. What a delightful location! It's quaint and quiet, and there were no pesky customers to get in the way.

The team was greeted by helpful caretakers who wanted to know if the film required a Model A on the premises. They offered to provide one. No, this film is set in modern day. The gas pumps and accompanying station needed a modern look. The men, John Harmon and Clarence Lawson, supported this idea and 'dressed the set' with tires and signs on the outside. They also added gravel, all before the film crew arrived. Then the film crew added additional items inside, to suggest the current decade.

The film, "Stalker Grandma", is a thriller but not a slasher. It's a story about a respectable white-haired lady who is on her way to visit her grandchildren. When she stops to get gasoline, she comes face to face with past misdeeds that she had long forgotten. She continues to her daughter's house, and strange things happen that night. After the footage is edited, Mary will submit the short movie to film festivals in several cities.



Vision Wear

By Sherry Wink

Want to add a little spark to your era look? Think about adding some vintage looking spectacles! It's not as hard as it sounds! If you wear prescription glasses, many of the online eye wear sites have appropriate frames. If no need for a specialty lens, head over to Amazon for an amazing selection of non-RX frames!

A few simple rules—1928-1929, the majority of glasses were round, with some variations of oval or octagon found. Small lens, under 2" are the most accurate. And the temples need to be attached on the side center. In 1930, Ful-vue glasses came out, which moved the temples closer to the top of the frame, allowing better peripheral vision. These had lens shapes closer to the aviator style we have today. Men and women wore the same frames back then. Metal, or acrylic frames which mimic the celluloid used in Model A time, would both look great, and add that extra detail to your era look!




1931 Ful-vue Ad


Illustrations of era glasses are from a 1931 A.C. Becken catalog and 1930/31 Ful-vue advertising.

Illustrations of new glasses are from Amazon.com, glassesusa.com, and

Old
Vs
New



Old
Vs
New



Old
Vs
New



The Book of Cookery, The American Housewife Collections Of Recipes is a 1931 cookbook put out by Woman's World magazine from recipes submitted by their subscribers. Recipes were organized by the month and include a monthly reminder; October reminds the housewife that it is important to have sufficient fruit from October until spring, and pork begins to appear on menus once more.

Sweet Cider Cake

- 1 egg
- 1 cup sugar
- 1/3 cup melted shortening
- 3/4 cup sweet cider
- 1/4 tsp salt
- 1/4 tsp cinnamon
- 1/4 tsp allspice
- 1/2 tsp soda
- 1/2 tsp baking powder
- 2 cups flour

Beat the egg until light, add the sugar gradually, then the melted shortening, next the cider and lastly the dry ingredients which have been sifted together two or three times. Beat well and bake in a greased loaf cake pan in a moderately hot oven. Frost when cool with brown sugar frosting. (Editor's note: This must have been a common frosting recipe as it's not listed in this book!)



Brands We Still Know

By Sherry Wink

Eddie Bauer opened a shop in 1920 that specialized in making tennis rackets. Bauer was a skilled craftsman, and soon expanded to making golf clubs, fishing tackle, and other sports equipment. Very quickly he offered an unconditional lifetime guarantee on his products. After developing hypothermia on a fishing trip in 1923, Bauer began his long-term project focusing on improving cold weather sports wear. In 1929, he married his wife Christine, whose skill at outdoors sports was a match to his. Bauer's research found success in 1940 with a quilted goose down-filled jacket. He called it the "Skyliner." When WWII started, the US Army Air Corps commissioned Bauer to make flight parkas with his design. Bauer's company also made backpacks, pants, and sleeping bags used as standard issue for US troops. The first Eddie Bauer mail order catalog was issued in 1945. It was so successful that Bauer eventually closed his brick-and-mortar store and focused on mail order only.



Eddie Bauer and Christine in 1928 (in the middle)

Model A Mystery Part

What is it?

Do you know?

For "Bragging Rights", Send an email to
nwmomodelafordclub@gmail.com

Or to Sherry Winkinhofer

PO Box 172, Table Rock NE 68447



Photo courtesy of Bratton's
Antique Auto Parts

Last Month's Mystery Part

This is a special body bolt
washer used on the wooden
sub-rails. Part # A5007.

Did you know?!



Photo courtesy of Mike's A-
Fordable
Antique Auto

Walt's Old Time Tech Tip

Walt Jones, Tech Director

How Long is a Horn Rod?

Found in the September, 2022 Issue of the Script A News:

Needing a horn rod, I tried to find the right length to buy. For the keyed shaft, a 30-31 wheel is the right one, and there are three different lengths of horn rod to fit those years. The books weren't any help, as only one of them said the rod should be 'about 7/8 longer than the column itself', and the rest of the research just told of how to measure the rod you had, to get another of the same length. The one book that mentioned the rod being 7/8 longer, did not say whether you measured the entire assembly or just the column shaft, however.

I found a horn rod at the swap meet for \$5, with the insulation broken and missing. Figuring that if it wasn't the right length, I would be only out the \$5. The repair kit cost another \$6, so I would be out a maximum of \$11, and I would know for sure what length I needed.

I started by removing the horn button, by straightening the tabs on the retaining ring, and tapping it out with a punch. I then cut the wire at the lower end and pulling the old wire out through the upper end. I very promptly dropped and lost the rivet that held the wire on the lower end, so it was a good thing there's one in the repair kit!

The insulator supplied would not fit in the rod, so after measuring with a micrometer, I drilled the end of the rod out to .201 inches with a #2 drill. This allowed everything to go together well and after stripping the end of the wire, I spread the strands and soldered them to the rivet supplied.

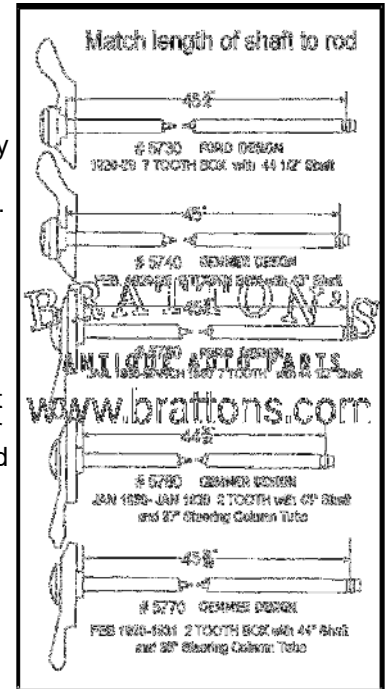
I next re-assembled the horn button and retaining ring, after polishing everything as best I could. The tabs bent over easily with a channel lock pliers, finishing the job.

A quick check with a VOM showed everything working just fine. Another part finished! After I installed everything, I discovered that the rod needs to be a total length (measured to the end of the rod) of 11/16 longer than the end of the light switch bracket.

I did luck out, and the rod that I purchased turned out to be the right length (officially 45 31/32 inches measured to the keeper groove).

Till next time, this is another old kid.....& a 'probie'

Charlie Brown



A Info Sheet from Brattons.com

Make it Louder?!

Ever have a desire to make your Model A even louder? Nah, me neither! But apparently it was a thing back then for some people! I think if you made it as loud as these 1929 Western Auto ads claim to do, you'd need to add the cop spotter mirror as well!!

Genuine "Loud Speaker"
Combined Muffler and Cutout for All Cars

These are the genuine Taylor "Loud-Speaker" combined mufflers and cut-outs, well-known for their tone quality and for the famous "by-pass" that permits exhaust gas to escape easily when cut-out valve is closed. Well made and durable. Installed like our "Power-Plus" shown above. Although W8386 will fit all cars, it is designed especially for cars with a short wheel base, like Ford, Chevrolet, Whippet, etc. W8387 is for cars with longer wheel base.

W8386—For any car (except 1928-29 Chevrolet) length over 45 inches (Ship. wt., 20 lbs.) **6.40**

W8387—For any car, length over all - 56 inches (Ship. wt., 25 lbs.)..... **9.45**

"Power Plus" Combination Muffler & Cutout

Roars when open
Pu-u-r-r-s when closed

Big Buying-Power "scores" again. Here is one of the finest combined muffler and cutouts ever offered at the reduced price of \$4.95, even less than you would pay, elsewhere, for a muffler only. When the cut-out valve is open our "Power-Plus" gives that muffled, sustained roar that is so well liked; when closed a soft purr. A special baffle plate controls the gases making the "Power-Plus," louder when opened and quieter when closed than others.

Easily installed. Just saw off your exhaust pipe and the tapered front of the "Power Plus" at the right mark and force the exhaust pipe inside the muffler. Because of the large expansion space the burnt gases are disposed of quickly and back pressure is eliminated, giving speed and power, and keeping the motor cool. A cool motor saves oil and gas. Made of very best materials and guaranteed against "blowing-out" or any other trouble for the life of your car; nothing to break, come loose or rattle. Comes complete with brackets for installing and with full instructions ready to put on. Ship. wt., 17 lbs.

W8850—Complete for all model T Fords **4.95**

W8851—Complete for all 1928-29 Chevrolets **4.95**

W8852—Complete for all other cars (give make, year, and model) including 1928-29 Fords **4.95**

For Special Cutouts for 1928-29 Fords see page 116.

Now \$4.95 for All Cars

Where did y' learn to drive?
Is this your own license?
Are y' blind, y' dumb-bell?
Back up and wait for the signal
Mayor?
I'm here, say you!

"Cop-Spotter" Interior Mirror

A "COP-SPOTTER" Auto Mirror reflects full view of the entire width of the road, from curb to curb, as seen through the rear window without detracting from your line of vision. You can adjust a "COP-SPOTTER" to any desired angle without moving from your seat—no screws to fool with—simply twist the mirror to the desired angle and it'll STAY THERE without rattling or working loose. We all know that it isn't safe to depend on the driver behind, so we need a mirror to make sure we can turn in safety. Made of the very best material obtainable and mirror is especially prepared to withstand exposure to weather. Shipping wt., 1 1/2 lbs.

B407—7" Universal **1.45**

Krug Park—100 Year Birthday Celebration for the Castle!

By Sherry Wink, photos by Shannon Edwards

Four cars from the Northwest Model A Ford Club visited Krug Park, St. Joseph Missouri's oldest public park, to take part in the Centennial Jubilee Celebration. This event celebrated the 100th anniversary of the "Castle." This unique building was original built to be a restaurant and concession stand for the theater, but that plan was never accomplished due to the Depression of 1929.

Our club was just one of many vintage car clubs invited to participate. We shared the space with other Model A's and Model T's. Jody, Junior, Mike and Linda Owen, and myself shared our cars with the public and we had a lot of attentive visitors! Junior and Jody gave rides around the park loop, a VERY popular activity! My nephew Ethan spent the afternoon demonstrating my 1920s phonograph and also a WWI era tea basket. It was the first time I've actually been able to get this unique tea set out to use, so much fun!, My granddaughter stopped by to model our matching Grandma-Granddaughter outfits and my sister Shannon was busy the entire afternoon taking pictures. It was a great afternoon with friends and family!



Thrust Bearings or - Keep Your Foot off the Clutch Pedal !!!

Chris Wickersham

The Model A Ford engine is equipped with bearings that are designed to limit the fore and aft movement of the crankshaft and keep it centered in the engine block. These thrust bearings surfaces are designed into the rear main bearing of the engine.

The Babbitt bearing material overlaps the front and rear of the rear main bearing bore and is finished machined when the main bearings are line bored. The crankshaft has a flange on both sides of the rear main bearing that is finish ground. These flanges will bear against the thrust surfaces of the rear main bearing Babbitt and keeps the crankshaft centered.

Normally there is very little for or aft load on these thrust surfaces but that all changes when you put your foot on the clutch. It takes considerable force to push on the fingers of the clutch to cause it to release. This force wants to push the crankshaft toward the front of the engine and up against the rear thrust surface of the rear main bearing. Extended use of the clutch or using a heavy duty clutch with stiff springs will increase the load on the thrust bearing which can lead to premature wear.



Crankshaft
Rear Main Bearing
Thrust Surface

The Model A crankshaft thrust bearings were not over designed and it is not uncommon at all to find the rear thrust bearing all worn out. When Henry designed the Model B engine, the crankshaft bearing diameters and the thrust bearing surface areas were increased and the lubrication to the rear thrust surface was improved.

You will find many Model A engines that are in good condition and should run for many more miles but the rear thrust bearing material is badly worn or missing entirely. Now what do you do if you have an otherwise perfectly good engine that has a bad thrust bearing?

The better parts supplier offer a replacement rear main oil seal insert that is made out of brass and incorporates a new thrust surface for the rear flange of the crank. With a little work, this part can often be installed without removing the engine. At this time, there is not a similar part available for the Model B engine.

How do you prevent this from happening with your Model A? The best thing you can do to make life easier for your thrust bearings is to **KEEP YOUR FOOT OFF THE CLUTCH!!!**



When you come to a stop light and you find you may have to wait for a period of time before you can proceed, put the transmission in neutral and take your foot off the clutch pedal. This will take the load off the thrust bearing and also will take the clutch load off the throw out bearing which will add to its life.

Another thing you can do is to adjust the clutch so it has a lot of free play, or engages when the pedal is closer to the floor. This will reduce the amount the springs in the clutch assembly are compressed which reduces the forward load on the crankshaft. Just be sure the clutch will fully release when the pedal is fully depressed.

When rebuilding the engine or replacing the clutch assembly, consider using a Later ford "V-8" clutch or a more modern diaphragm clutch. These clutches take Less force to disengage and not only will it be easier to push the clutch pedal down but they also lessen the load on the throw out bearing and the crankshaft thrust bearing.

Remember, when waiting at a stop light, put the transmission in neutral and **TAKE YOUR FOOT OFF THE CLUTCH PEDAL!!**



New Northwest Missouri Model A Ford Club Merchandise is here!

Order online at showmelogos.net/modelaclub

cara@showmelogos.com 816-781-5367 6603 Royal ST STE G, Pleasant Valley, MO 64068-8721



Gildan Ultra Cotton T-Shirt

\$22.00



Port Authority Silky Touch Embroidered Polo

\$24.00



Harrington Ladies Advantage Snap Protection Embroidered Polo

\$27.00



Port Authority Challenger Embroidered Jacket

\$90.00



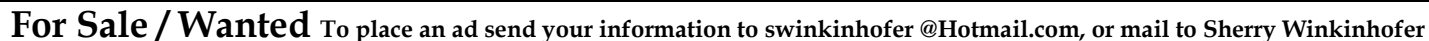
Port & Company Embroidered Visor

\$19.00



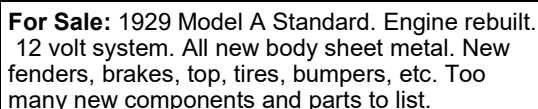
Sportsman Cotton Twill Adjustable Embroidered Cap

\$22.00

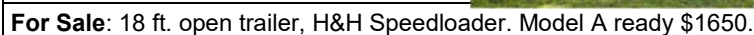


As a service to our members, the area Model A clubs have decided to share our classified ads sections! (this will include Model A specific items only.) Ads will run approximately 3 months unless we are notified that the item is still available.

Contact: Ron Little at 620-421-4862
email littler@ sbcglobal.net (ICTA 10/22)



Contact: Earl at 913 449 8073 (POA 8/22)



Contact: Harvey Roseberry 816-617 2117 (NWMO 09/22)

For Sale: Brand new Brookfield Model A pickup bed. Fits all years, never been used. \$1600

Contact: Chili Canida 816-415-4948 (NWMO 02/22)

For Sale: Model A Ford parts plus two engines.

Contact: Dave Berkemann 515-473-1690 or 515-285-4891
(CIMA 10/22)

For Sale: 2 complete diamond block A motors, 1 A bare block, A main bearing caps, A rods, 1 A crank, many other A engine parts, 5 B cranks.

Contact: Roger Miller 515-965-5727 . (CIMA 09/22)

Wanted: Model A distributor. I can rebuild.

Contact: Stan Ducket stanleyduckett@aol.com (CIMA 10/22)

For Sale: Rear Bumpers for a 1931 slant windshield. \$225 or \$275

Contact: Junior Blakley 816-289-2875 (NWMO 09/22)

For Sale: 1931 Ford Model A slant windshield, Fordor. Touring car with wool interior. Mitchell overdrive, air conditioning, 12 volt, modern shocks, radial tires and stock sets of wheels, down draft carburetor, 110 V alternator. Driven 3 weeks ago and a full inspection by Model A Mechanic with no repairs needed (Todd Williams). Tools and extra carburetor – a complete list of tools in the trunk will be provided. Mileage: 19,855. Clean title. Buyer is responsible for shipping costs/pickup. \$30,000; Cashier's check or cash only.

Contact: Eileen Caspers 785.221.0664 Call or Text

For Sale: 1930 Model A 2 door sedan. It has an inserted and balanced engine. A 4 speed transmission. 12 volt system with alternator. Box on front with extra parts when touring. Newer modified radiator with more fins per inch. Leakless water pump (Lobner's).

Contact: Jim Shaw 816-695-6702 (NWMO 9/2022)



Members of multiple area car clubs enjoyed a tour to Nebraska spearheaded by Jody and myself. It included members of the Heart of America and Plain Ol' A's Model A clubs, and the KC Chuggers Model T club. We had eight Model A total and a few modern cars. We spent a fun few days exploring on the way.

A visit to Van's Electric Trains in Fairview Kansas was amazing, especially the huge circus layout! Lunch in the gazebo afterwards was delicious. Our hosts, Elvon and Cleo were heard to say, as we left "That was better than money!" We think so too! A short visit to the WPA auditorium in Humboldt Nebraska gave us modern bathroom facilities and a touch of A/C to cool off with. We finished the day off with a BBQ at the Sitzman farm in Dunbar NE, where we admired Richard's cars, and Richard and Karla's unique garden art. Saturday, we visited the Julian 1928 Gas Station again, where they provided a wonderful lunch, including Model A cookies! A dinner cruise on the Spirit of Brownville topped off the tour! We packed a lot of fun in a short time!



A-Z Model A Parts

Dean and Libby Kester, Owners
808 S. Cypress
Stockton, KS 67669
Phone: 785-425-8432
email: kestercustoms@gmail.com

BOB BOND'S ARTISTRY

www.
bobbondart
.com

- Pinstriping
- Lettering
- Graphics
- Gold Leafing

- Flames
- Airbrushing
- Logo Designing
- Automotive Art

816-554-1800

Lee's Summit, Missouri

BRATTON'S

ANTIQUE AUTO PARTS



800-255-1929 Phone
www.brattons.com

800-774-1930 Fax
1606 Back Acre Circle
Mount Airy, MD 21771

Your source for Quality Model A Ford Parts since 1976

"HAVE AN 'A' DAY"



1-888-879-6453

email: mike@mikes-afordable.com
www.mikes-afordable.com



Specialising in 1928 - 1931 Model A Ford Parts

ERIC WENINGER
OWNER

2045 S BEDFORD ST
WICHITA, KS 67207

316-619-1821 CELL
316-685-2553 SHOP

www.modelmedic.com
modelamedicllc@sbcglobal.net

THE
MODEL A
MEDIC LLC



STOCKING A FULL LINE OF
NEW AND USED MODEL A FORD PARTS

SPECIALIZING IN FULL SERVICE REPAIRS,
ENGINE, DRIVE TRAIN, AND RESTORATION


AUTO COLOR
& EQUIPMENT

524 E. 23rd Street

Independence, MO 64055

TOUCH UP

Aerosols - Bottles

Computerized Color Match Available

PHONE: 816-254-5630

FAX: 916-254-5635

www.auto-color.com

Tom Kautz
Owner

www.tomkautz.com

KAUTZ

Established 1916



Electric
Auto Parts
Auto Glass

Rebuilding Starters, Generators, and Alternators
6volt - 12 volt

920 Commercial St.
Atchison, KS 66002

Phone: (913) 367-1717

**THE WORLD'S LARGEST SUPPLIER
OF 1909-31 FORD PARTS!**
We Feature American Made Parts


SNYDERS
ANTIQUE AUTO PARTS

12925 Woodworth Road ♦ New Springfield, OH 44443

Toll Free Ordering:

(888) 262-5712

On-Line Ordering:
snydersantiqueauto.com
New Products Added Daily!



FREE
Fully Illustrated
CATALOG
U.S. ONLY



-Membership is Strongly Encouraged in Both of these Excellent National Organizations-



Model A Ford Club of America

Join on line at *MAFCA.COM*

~Membership Benefits~

The *Restorer* magazine • Technical Support • Local Chapters • National Meets • Era Fashion Guidelines
• "How to Restore Series" • Judging Standards and Restoration Guidelines

Dues per year are

U.S. Membership- \$50	Optional Initiation Package For New Members Only
Canada/Mexico Membership - \$60	1—Back issue of The Restorer
International Membership - \$70	1—MAFCA Lapel Pin
<i>Make checks payable to Model A Ford Club of America</i>	1—MAFCA Decal
	1 0 Name Badge
	Only \$11 extra

New Membership

Name _____

Spouse's Name _____

Address _____


City _____

State _____ Zip _____

Country _____ Telephone _____

Permission to publish my telephone number in future Membership Rosters? Yes: ____ No: ____

Return this Form and Payment to
MAFCA
250 South Cypress • La Habra, CA 90631-5515
(562) 697-2712 Monday - Friday from 10AM



Model "A" Restorers Club

6721 Merriman Rd, Garden City MI 48135
(734) 427-9050 office
(734) 427-9054 fax

Find Membership forms at <http://model-a-ford.org/>

Dues- New or Renewals () US Membership \$50.00
() US Air Mail \$62.00 () () Canada \$60.00 () International 70.00

**New Members Only- Partial Membership:
J/A, S/O & N/D issues only!**

() US Membership 26.00 () US & Canada Air Mail \$36.00 () International \$44.00

IMPORTANT:

Make checks payable to Model "A" Restorers Club (M.A.R.C.)

All Memberships from outside the U.S. are to be remitted by International Money Orders in U.S. Funds (drawn on U.S. Bank) or credit card. And a personal check drawn on U.S. bank (U.S. funds must be stamped on check.)

With your membership you will receive a club membership I.D. card and the *Model "A" News*, our BI-monthly club magazine. In addition, each member is entitled to a free 40 word classified ad in each issue of our international publication, the *Model "A" News* (A good source of parts and information you may need for your car).

Address: _____

City: _____ State: _____ Zip: _____

I give permission to publish my phone number in the future MARC Membership Rosters:

() Yes () No Phone: _____

I give permission to publish my email in the future MARC Membership Rosters:

() Yes () No Email: _____

THE ROAD RUNNER

% SHERRY WINKINHOFFER

PO Box 172

Table Rock NE 68447