




# The ROAD RUNNER



MAFCA Chapter

MAFCA "Newsletter of the Year 2019", MARC "Award of Excellence" 2019

MARC Region

## Officers

President:	Larry Harding
Vice President:	Jody Layne
Secretary:	Vacant—Volunteer needed!
Treasurer:	David Silvers
Activities/Tours :	Jeanne Harding
Technical	Walt Jones
Concerns/Calling	Linda Owens
Membership/Public Relations:	Bob Martin
Merchandising:	Vacant
Newsletter/Webmaster:	Sherry Winkinhofer
Property:	Lonie Hank
Director:	Bill Skaggs
Director:	Junior Blakley

## Birthdays

Julie Buell	04/16	Julie Parnell	04/23
Bob Dunham	04/19	Tony Flieg	04/29
Mike Hoskins	04/22	Charles Goodwin	04/29

## Anniversaries

John & Janice Kunkle 4/25

## Monthly Meeting

**April 4th, 2022**

## Board Meeting

**April 21, 2022**

**The 3rd Thursday of each month,  
7:00 PM, Woodneath Library Center  
8900 NE Flintlock Rd, Kansas City, MO 64157**

## Technical Meeting & Breakfast Club-KC

Big Biscuit in Liberty

Please join us every Wednesday 7:00 am to "whenever"  
at the Liberty Corner Shopping Center, at 840 Hwy 291  
(816-429-5314)

## Technical Meeting & Breakfast Club-St Joe

Every Monday 8:00-10:00 AM  
Hy-Vee 201 North Belt Highway, St. Joseph

## Ice Cream & Socializing

Every Saturday evening 6:00 PM  
Big Burger, 4700 NE Vivion Rd,  
Kansas City, Mo. 64119

## **President's Comments:**

Hello wonderful members!

Spring has now arrived and things are really starting to look up! I am really looking forward to the club coming together and having a great year. We had our first tour of the season and it was just wonderful to get back out on the road with all of you. I saw a lot of smiles and laughter which made me feel good.

Chatting with all the members during the lunch at Jody's, everybody seem to be excited about having tours and meetings and it just seems like old times again. The board members are working hard to get club activities all set up and there are a lot of plans coming for the future. There are a lot of members that are suggesting great tours as well! If we want to run as many as two tours each month, that would be terrific. You don't have to hit every tour, but for the people who can't get to one tour, the other tour might work.

As for our club monthly meetings, please, please, put it on your calendar, try to remember, whatever it takes, come to the monthly meetings and have fun with us. We still need to vote on the budget, to just make it official, we need more members at the meeting, just to make the laughter louder, and I really would like very, very much to have somebody volunteer for the secretary position on the board. We really need participation in the club to make this work. With all of this said, I wish you a wonderful day, every day, and a very happy Easter. Your "can't wait to see ya" President,

Larry Harding

---

*"You never really learn much from hearing yourself speak."*

---

## **Editor's Comments:**

I can't believe it is finally spring and I missed the first tour! Doggone knee, been hobbling around for a month now, but it is getting a little better finally. So hopefully the next tour will include me!

Jeanne and Jody have been working on some great tours for the summer, and I understand more suggestions were offered by participants of the Shakedown Tour. Looks to be an exciting year in the works!

My Old Lady is still down in the dumps, needs a new battery (on order) and then maybe we can get that electrical problem figured out. Gonna start with a brand new out of the box coil, and then try new points. I'll let you know how it goes!

Lots of Model A activities going on this year, I'm looking at making it to three conventions, the Plain Ol' As Regional, the National in Kerrville Texas, and I just committed going to the National Banquet in Golden Colorado this December as well. Add in all the tours of our club, and it will be a GREAT Model A Year indeed!

Happy A'ing

Sherry Wink, Editor

**NORTHWEST MO MODEL A FORD MEETING**  
**American Legion Hall Smithville, Missouri**  
**March 7, 2021**

Meeting was called to order by President Larry Harding at 7:05 pm with the Pledge of Allegiance

**PRESIDENT** - Larry Harding reported that the Men's Breakfast, Lady's Luncheon was back up & running again. After discussion regarding expenses, the club's post office box has been canceled as a cost-saving step. Procedures will be reviewed to properly transition club matters annually. The 50/50 raffle was reviewed and a decision was made to continue this successful activity at monthly meetings. .

**VICE PRESIDENT** - Jody Layne said she has a VERY SPECIAL program for the April meeting, we will be visited by Clara Ford who will be bringing a display on men's & women's fashion along with a talk on her life with Henry. Then our May meeting will be the Silent Auction. The Road Runner will remind members to please start getting their donations ready for that meeting.

**SECRETARY** – This critical position is still vacant. Please consider filling in. The club NEEDS this support.

**TREASURY** - Dave Silvers presented the 2022 budget for this year. Any member may request a copy by phone. The annual audit is going to be held with Dave Silvers & Jody Layne, along with 2 club members by the next general meeting.

**ACTIVITIES/TOUR** - Jeannie Harding has the lady's luncheon planned for March 10 at Luigi's in Liberty. March 26th is the Shakedown Tour, leaving from Smithville's McDonald's at 10 am for a tour to a very interesting private Archeology Museum. Call Jody (816-225-7680) for any questions. APRIL 30th will be the Car Games Event. June 25th is our yearly picnic, details will be in the Road Runner. June 2-7 Regional convention in Olathe, Ks. June 12-17th MAFCA National. September 9-11th Nebraska Tour – Take Two, details pending.

**TECHNICAL** - Nothing to report

**CONCERNS/CALLING** - Linda Owen reported she had sent 60 cards & concerns out, and presented the treasurer with her receipts.

**MEMBERSHIP** - Bob Martin reported 63 memberships with 112 members. The club welcomed new members Lee & Dee Gust, Dwayne Knott, and welcomed back Sunny Norris and his Plus One. Also, we need to get those new member bags ready to hand out.

**MERCHANDISING** - We need another club member to fill this position. In the meantime Jody Layne brought up the idea of getting vests made up for the club, she had some examples to show & try on. More information on them to follow. Also, she had her club jacket to demonstrate, she will be taking orders for them & there will be a signup sheet at the next meeting. Call her if you can't make the meeting with any questions or interest about any club clothing (816-225-7680)

**NEWSLETTER/WEBMASTER** - Nothing to report, but a reminder to have any information for the newsletter to her by the 20th of the month. Make note of the Address/Change for Sherry Winkinhofer, PO Box 172 Table Rock, NE 68447.

**DIRECTOR** - Junior Blakley advised he has his car almost finished, he is hopeful he will have it at the Shakedown Tour. Another reason to come check out the new and different tour, besides who can resist a pizza party.

Motion to adjourn was made by Jody Layne and seconded by Jeannie Harding at 7:55 pm



**MAFFI Newsletter Minute**  
**March 2022**

Model A Days 2022, at the Model A Ford Museum in the Gilmore Car Museum, Hickory Corners, Michigan will be a two-day event this year. Mark your calendar for September 16 and 17, 2022. For more details on the event, go to the Model "A" Ford Foundation site at [www.maffi.org](http://www.maffi.org). Once on the site, select the Model A Days tab.

This will bring up a list of information which should answer most of your questions and provide a link to register for the fee to participate events (AirZoo, BBQ and Learn to Drive a Mode A Class). Also, if needed, purchase entry tickets on <https://gilmorecarmuseum.org>.

Thank you,

Marsha DuBreuil, MAFFI  
[clubcontact@maffi.org](mailto:clubcontact@maffi.org)



## Activities

"Departure places and times for events will be published on the Website and Newsletter the month prior to the event".

### **April 14th—Ladies Luncheon**

Cheesecake Factory, 4701 Wyandotte St, Kansas City, MO  
Meet at 11:30, call Jody if you'd to carpool 816-225-7680

### **April 30th—Car Games**

11920 N Ambassador Drive (Old Farmland Building by KCI)  
10:00 start time! Lunch at Roxanne's, Platted City following games  
Bring kids, grandkids, any age kids are welcome!  
A great event to bring the family!

### **May 1st—Silent Auction at monthly meeting!** **Save the Dates**

### **April 1-3—MARC Membership Meet**

Plymouth Indiana  
Contact jddmodela@yahoo.com

### **June 2nd-7th—Regional Convention**

Hosted by Plain Ol A's  
<https://plainolas.com/regional>

### **June 12th-17th—MAFCA National**

Kerrville TX  
Check MAFCA.com for more info

### **June 25th—Annual Club Picnic**

Details pending!

### **September 9th-11th—Nebraska Tour**

Details pending!

If you are planning on joining in on any of the tours or activities, please sign-up at the meeting and include your phone number. You can contact Jeanne Harding at 816-726-4101 cell. That way if an event has to be canceled or has a location or the schedule changed, she will do her best to make sure you are notified!

## Welcome New Members!

Les and Dee Gust  
Correction on Dee's email—Daisyland66@gmail.com.

*Please welcome:*

Dewayne & Christine Knott  
15019 Green Briar Drive  
Smithville, Mo. 64089  
His Birthday: 05/11  
His Cell Phone: (816) 868-5343  
His Email: [louisa3@earthlink.net](mailto:louisa3@earthlink.net)

## Roster Updates

John & Janice Kunkle—Add cell phone number for Janice—(913) 358-3035, correct zip to

Raul Salmon: remove home phone number, update Email address to: [raulsalmon9@gmail.com](mailto:raulsalmon9@gmail.com)

Tom Williams: delete home phone, change Email address to: [pondbuft@AOL.com](mailto:pondbuft@AOL.com)

Welcome back to Sonny Norris!

Sonny Norris & Sue  
3703 N. Wayne Ave.  
Kansas City, Mo. 64116  
His Birthday: 05/25  
His Cell: (913) 406-1823  
His Email: [sonny@musclesforhire.com](mailto:sonny@musclesforhire.com)

**April Meeting:** We're back on the schedule! Please join us at the Legion Hall for dinner and our meeting. Larry says that masks are suggested but not required.

Sherry had to postpone her talk due to a knee injury, but will reschedule later in the year hopefully! The dinner prices and selections have changed, as detailed in last month's Road Runner. "50-50" raffle ticket will be being sold, remember this raffle helps with the expenses of the club!



## With Sympathy

Lance M. Romig passed away on March 2, 2022. Lance joined the club in 2020, but was a lifelong classic car enthusiast. Please remember his wife Maudina and family in your thoughts and prayers.



## Sunshine/Concerns



Linda Owen is our new Sunshine/Concerns lady! If you know anybody in need of a card or phone call, please let Linda know at (816) 532-8686 or [blackfencefarm@att.net](mailto:blackfencefarm@att.net)

### **Deadline for the Next Road Runner** **The 20<sup>th</sup> of the preceding month**

Email to [swinkinhofer@hotmail.com](mailto:swinkinhofer@hotmail.com)  
Or mail to: Sherry Winkinhofer  
PO Box 172  
Table Rock NE 68447

### **Club Contact Information:**

President Larry Harding (816) 726-4102  
All Officers: [nwmomodelaforclub@gmail.com](mailto:nwmomodelaforclub@gmail.com)  
Publications: [nwmomodelaforclub@gmail.com](mailto:nwmomodelaforclub@gmail.com)  
816-519-2630

*Any articles or notes without a byline are written by your editor.*

Visit [www.nwmomodela.com](http://www.nwmomodela.com) today!

Please mail any info, pictures, questions & suggestions to:

**NWMO Model A Ford Club**  
550 S. LaFrenz Road  
Liberty MO 64068



## Shakedown Tour March 26th

Reported by Jody Layne

It was a chilly but fun day for the first official tour of 2022. 10 Model A's and 3 modern cars joined in for a backroad tour through the country, followed by a visit to the B&J Archeology museum, a private archology collection put together by Bruce and Judith Wake. It was fascinating!

The day ended with a pizza lunch in John and Jody's spacious garage, where everyone was having so much fun that lunch lasted until after 3:00 pm!



## Garage Day at Terry's

From the looks of the pictures, this event was either education, frustrating, or a lot of fun! You decide!







Bid.  
Donate.  
Support.

## The annual Silent Auction is in May!

This money helps support the many fun activity and events on our calendar, and allows us to occasionally pay for special entertainment at a meeting that we otherwise would not be able to afford. **And this year, it's more important than ever to allow us to continue to fund fun activities with the club!**

The beauty of this event is that it takes minimum effort on your part. Just look through what you already have, and bring a few

things to donate. Then open that wallet or billfold just a little and find some new treasures to take home to fill those vacant spots!


There are few rules about what to donate, the only real one being, as Bill puts it, "Please bring quality items". That means stuff you'd consider bidding on too. Other than that, the sky is the limit. Model A parts and memorabilia, books, fashions, etc. Baked goods are ALWAYS a big seller!

This really is one of the easiest fundraisers I have ever participated in. It requires no advance setup, no cleanup at the end, and we always have a lot of fun doing it. I already have a box of items set aside to bring in, and I'm looking forward to finding a few new treasures to bring back home. I hope you are too!

## SAVE THE DATE! - Nebraska Tour September 9, 10, & 11, 2022

Planning is still in the early stages, but we had so much fun last year, we're doing it again! We're going back to Brownville Nebraska and the surrounding area for some interesting stuff we missed last time, and some that we just want to see one more time!

Final destinations and details are being worked on, but rooms at the River Inn Resort are limited, so reservations will need to be made quite early. We hope to be able make room reservations available as soon as mid April, so stay tuned!





## Easter Fashion—Model A Style

By Sherry Wink

Easter was a special event even back in the day. Easter Bonnets, Easter Parades, all were popular during the Model A era. I've gathered just a few Easter looks from different sources to present here. I especially enjoy the variety of hats and bonnets!



Easter Bonnets from 1931



"Take your pick for new Easter bonnets"-  
Chicago Tribune Newspaper April 1928



1930 – LILIES FOR THE  
PARTICIPANTS AT EASTER  
SERVICES – FROM PRESIDENT  
HOOVER



An Easter lily ad from 1931



An Easter Magazine Cover 1928



White House Easter Egg Roll, 1929



Children's Easter fashion 1931



Cornelius Vanderbilt IV with his  
wife, Mary, and mother, Grace  
Graham Vanderbilt, Easter  
parade in front of St. Thomas'  
Church in New York City 1931

Another recipe from a Crisco ad. It was common for the advertisements to promote recipes with the brand of food product. It was found in the 1931 January issue of Pictorial Review magazine.

### Lemon Cheese Tart

1/2 cup sugar  
1 cup cottage cheese  
Grated rind of 1/2 lemon  
2 eggs  
1/4 tsp salt  
2 Tbsp. cream  
1/4 cup currants  
1/4 tsp nutmeg



Press cheese through a fine strainer. Add salt, cream, and seasonings. Beat sugar and eggs together. Combine the two mixtures. Add currants, washed and dredged with flour. Pour into unbaked shells, filling them about 2/3 full. Put into a hot oven (450° F) for about 5 minutes. Reduce heat to 325°F and bake until delicately brown.

Tart Shells: Sift 1 1/2 cup flour with 1/2 tsp salt. Cut in 1/2 cup Crisco with two knives. Add from 4-6 tablespoons cold water-enough to hold the dry mixture together. Roll pastry 1/8 inch thick on floured board. Cut in small rounds then line muffin pans with the rounds, being careful to fit the dough into the corners carefully.

### Brands We Still Know By Sherry Wink

Henry Wood opened his first flour company in 1790 in Boston, importing English flour. After taking a partner, he named the business Henry Wood & Company. In 1895, it was renamed Sands, Taylor & Wood Company with new owners. In the 1820s, after the Erie Canal opened, the company switched to using American grown wheat as it became more available. In 1896, The company came out with a "new and improved" flour, naming it King Arthur Flour after one of the owners was inspired by a musical about King Arthur and his purity and honesty. The new flour was made from 100% hard white wheat, with no need to bleach the flour. The flour proved so successful that the company eventually expanded to other baking goods, including commercial bakery products, most sold under the King Arthur name.



In 1927 the company built a calliope topped with a life size sculpture of a horse and King Arthur. It was driven around Boston and New York to advertise King Arthur Flour.

Note: It wasn't until 1996 that the company's name was changed to the King Arthur Flour Co. Inc.

## Model A Mystery Part

### What is it?

Do you know?

For "Bragging Rights", Send an email to  
nwmomodelafordclub@gmail.com

Or to Sherry Winkinhofer

PO Box 172, Table Rock NE 68447



Photo courtesy of Mike's A-  
Fordable  
Antique Auto

### Last Month's Mystery Part

This is an electric wiper wire clip.  
This clip secures the electric wiper  
wire to top of the open car windshield  
frame. It takes 2 clips per car.  
Did you know?!



Photo courtesy of Bratton's  
Antique Auto Parts

## Walt's Old Time Tech Tip

Walt Jones, Tech Director

*An interesting article found on the website of the Santa Anita A's—santaanitaas.org*

## Staying in Your Lane

From the Bench of Chris Wickersham

Is your Model A Ford a Nomad? Does it wander from one side of the lane to the other as you travel down the road? Do you consistently have to correct the steering to try to keep it going in a straight line? Many Model A folks complain about how difficult it is to keep their Model A going straight ahead. I get calls from owners who after rebuilding the suspension and steering, their Model A drives great around town but at faster speeds and especially when driving on the freeways, their Model A seems to wander all over the place. The tires are in good condition and balanced and the alignment is correct but the car seems to wander at speed. What is going on and how can this problem be corrected? Model A's drove well when new, but most of the roads at the time were either graded dirt rural roads or paved roads in the cities and there were very few "high speed" highways where the speed of the cars would exceed 45 MPH. Today, more than 90 years after the Model A was first constructed, we have more challenging driving conditions to contend with, especially if we want to enjoy regional outings or extended touring in our Model A's. Here in Southern California, it is often necessary to sometimes use the freeways if we want to go on an extended tour. Freeway driving is where most owners complain about their Model A's wanting to "wander" and there is a very good reason for this. Most of our freeways have grooves cut into the surface to improve traction and help prevent skidding and hydroplaning when it rains. This is not a problem with modern cars with better suspension and wide tires but the Model A driver often finds himself consistently having to correct the steering to stay in the center of their lane which can be a little disconcerting when driving "at speed". Why does this happen. The Model A chassis is designed with one cross spring at each end of the chassis which is attached in the center of the cross member above each axle. Swivel links or shackles, which allow for the necessary free up and down movement of the suspension, are used to attach each end of the spring to the outboard ends of the axle. This design will also allow for a small amount of side to side movement of the frame and body when the car is changing directions. Most of the time, this small side to side movement is not very noticeable and does not cause a problem but at speed, or when driving on the freeways with the grooved surfaces, this becomes very annoying and causes the driver to consistently have to make small corrections in the steering. For example, as the driver steers the car slightly to the left, the spring shackles will allow the frame and body to sway or move slightly to the right, relative to the center line of the axle. The driver then steers the car slightly to the right to compensate

for the sway in the body and the body will then sway to the left and the cycle is repeated. It is sort of like the tail wagging the dog. What can be done about this problem? Limiting the side the side movement of the body and frame with a device such as a Panhard Bar will greatly help this situation. The Panhard bar is a very simple device, consisting of a rigid bar running sideways in the same plane as the axle. One end is connected to the frame and the other end to the axle on the opposite side of the vehicle. The bar attaches with a pivot on each end that will allow for up and down movement of the axle but restricts the side to side movement of the body and frame. Most of the better Model A Parts suppliers offer aftermarket Panhard Bar kits for both the front and rear of the Model A. How well does this work? A few months ago, I received a call from one of our club members, Randy Harper. Randy had recently restored the front and rear springs and replaced the shackles on his Model A Coupe. He said the springs were all rusty and bound up and the shackles were worn out. When everything was all back together, the ride was much better but when he drove the car on the freeway, it seemed to wander and he had to consistently correct the steering to keep in its lane. He re-checked the alignment and made sure all the nuts and bolts were tight but nothing changed. Randy asked me if the Panhard Bar kits that were available for our Model A's would help this problem. I advised him to give it a try, the principle was good and I had heard only positive comments from owners who had installed them. I had experience with installing Panhard bars on other cars but not on a Model A and was curious about how much improvement they may make. Randy purchased kits for both the front and rear of his coupe. After installing the rear bar, he did a test drive on the freeway and reported back to me that "the difference was like day and night". Almost all of the wander was gone and he felt much more confident driving "at speed". After installing the front bar, Randy said he did experience additional improvement but not as dramatic as when he installed the rear. Ford used the same basic suspension design clear thru 1948. After the war, as the cars became heavier and highway speeds increased, Ford used Panhard bars and sway bars to help with the problem of the body and frame

sideway movement relative to the axle. Installing Panhard bars on your Model A will improve the handling, especially if you plan to drive on the freeways and do some touring with your car





# Suggested Tool Kit for the Model A Traveler

## Local Trips:

Assorted Hand Tools	Spark Plugs
Carburetor (tested in advance)	Plug Wires
Distributor (tested and timed on car)	3 in 1 Oil
Distributor Body & Cap	Feeler Gauge
Condenser	Ammeter
Distributor Cam	Electrical Tape
Points	Axle Key
Cut Out Switch	Rear Axle Shim
Coil (new or tested used)	Cotter Pin Assortment
Light Bulbs (headlight & taillight)	Accelerator Return Spring
Exhaust Clamp	Distributor Cam Wrench
	6 Volt Test Light

## Longer Distance/Cross Country Trips:

Gallon of Water	Timing Gear Nut Wrench
Fan Blade	Generator (tested)
Fan Belt	Small Container of Grease
Water Pump (rebuilt or tested)	Head gasket
Timing Gear	National Model A Club Roster

## A Few Accessories

Companies were eager to get their piece of the dollars going toward the new automobile. These assorted accessories are from a 1931 Pep Boys catalog.

**POMPOMS and COACH STRAPS**

A beautiful, useful accessory to assist you in getting in and out of your car. For the most popular standard equipment for every car. Prevents you from being knocked about on. Made of fine steel, with nickel-plated mounting brackets. 2 open mounting brackets. 2 open mounting brackets. 2 open mounting brackets.

**Note Our Low Prices!**

9514—Junior Coach Straps, Blue, Brown, Green or Taupe, each ..... **29**

9508—Senior Coach Straps, Blue, Brown, Green or Taupe, each ..... **49**

9514—DeLuxe Pompoms, Blue, Brown, Green or Taupe, each ..... **79**

**DeLuxe SILK ROBE RAIL**

Made of extra heavy 4-strand woven silk cord, 1/2" thick and 35" long, extending clear across the back of front seat. Has extra heavy nickle-plated mounting bracket at each end, with 4 self-tapping nickle-plated screws, enabling installation on ANY car body—steel or wood. Supplied in 4 brilliant colors—blue, brown, green and taupe.

**9501—DeLuxe Silk Robe Rail . . . . .99**

**CLOSED-CAR ARM REST**

Can be put on in a jiffy; slips in between window and frame when window is either open or closed. Fits both front and rear windows. Handsomely upholstered in various colors of durable leatherette, with thick-piled filler. Size 9" x 3". Black enameled brackets. A real accessory, at a typical PEP BOYS saving.

**9526—Closed Car Arm Rest. . . . .49**

**LEADER FLOWER VASE**

Priced Low!

Flower vases are very essential to the interior of a closed car. The top of glass vase is covered, making it safe to use. Brackets to receive and heavily nickel-plated to prevent rust. Vase can be easily removed from bracket. Constructed from heavy glass. MADE OF BRILLIANT COLORED AND DESIGNED PRESSED GLASS. Clear blue, red, green, yellow, and white. (All PEP BOYS STORES only.)

**9133—Leader Flower Vase. . . . .25**

**YOU MUST BE SATISFIED**

**BEAUTY FLOWER VASE**

Newest Design

Beautify your car with one of these high quality, attractive, and beautiful vases, which add a touch of distinction to any car. Made of beautiful clear cut glass with cut glass pattern. HAS ROUND TOP TO PREVENT WATER FROM SPLASHING OUT. Fastened with a sturdy nickel-plated silver bracket and 2 screws to hold firmly in place. The vase itself is simply removed, by simply sliding it out. Available in 2 attractive colors, as listed below. Each vase only \$1.18. PEP BOYS price only \$1.18.

**9126—Beauty Flower Vase, Crystal, Each. . . . .49**

**9127—Beauty Flower Vase, Canary, Each. . . . .49**

## Light Switch Rattle

By Frank DeLucia, Newsletter Editor of the Ford Squeaks



Found in the February 2022 issue of the "The Accelerator", newsletter of the Model A Ford Club of New Jersey

In mid 1930, Ford introduced a small brass bushing, A-3529, Steering Gear Lighting Switch Tube Silencer. The bushing may have been used earlier and overlooked in the parts price list. It was formed from .006" thick brass stock. Listed as 29-31, it may have been intended for the Gemmer steering box only but probably well suited to the Ford steering box as well.



The switch tube measures approximately 370" diameter. The hollow center of the Gemmer steering shaft measures approximately 1/64th inch larger leaving plenty of room for the rattle. The compound shape of the "silencer" resulted in a springy, resilient bushing.

The lower edge was rolled inward to center the switch rod with minimal pressure. The flange at the top functioned as somewhat of a thrust washer for the spring loaded switch assembly.

With all original parts, it not only eliminates the rattle but actually reduces binding of the switch tube. If you have a replacement switch tube, you will need to be sure there are no burrs or other problems at the top of the tube.



## Torque Measurements

Posted on Mike's A-Ford-able Model A website <https://www.mikes-afordable.com/>

Torque Measurements are in foot – pounds.

The following is a guide for torquing the different fasteners. Remember, if original fasteners are used, their tension loss is unknown due to the number of times they have been reused. Therefore, the torque measurement might need to be adjusted. It is recommended to use all new fasteners. See "Nuts and Bolts" article in How to Restore you Model A, Volume 3.

<b>Main Bearing Cap Bolts</b>	<b>70 – 80</b>
<b>Camshaft Nut</b>	<b>100</b>
<b>Connecting Rods</b>	<b>45</b>
<b>Head</b>	<b>50</b>

**Torque up in three stages using correct sequence with final torque after engine is hot.**

<b>Water neck – Torque with caution</b>	<b>50</b>
<b>Manifold – Exhaust</b>	<b>55</b>
<b>Timing Cover</b>	<b>25</b>
<b>Water Inlet</b>	<b>40</b>
<b>Pressure Plate – Use Grade 5 Bolts</b>	<b>25</b>
<b>Axle housing to differential</b>	<b>35</b>
<b>Torque tube to Differential</b>	<b>35</b>
<b>Oil Pan</b>	<b>15 – 25</b>
<b>Valve Cover</b>	<b>15 – 25</b>
<b>Flywheel</b>	<b>55</b>
<b>Rear Axle Shaft Nut</b>	<b>125</b>

---

## Gas Gauge Repair

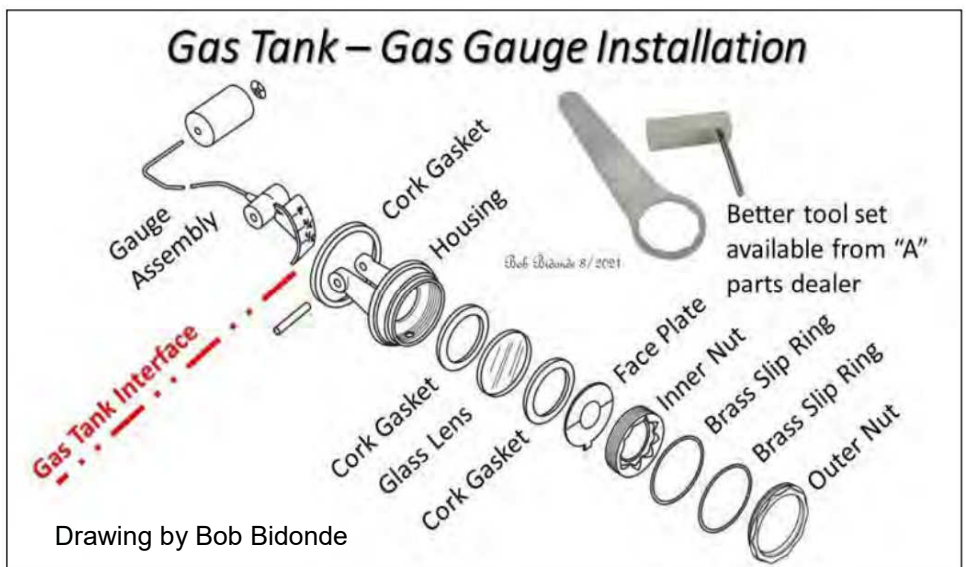
by Tom Endy 2021

*An interesting article found on the website of the Santa Anita A's—santaanitaas.org*

There will come a time in the life of a surviving Model A when the gas gauge will need repair. The first order of business is to have the proper tools to get it apart. Model A suppliers carry them. Most repairs consist of replacing the float and the gaskets. The best choice for a float is one made of brass that modern fuels will not destroy. An excellent brass float is available from Reenlee H. Kotas of San Diego, 858-945-2018. Price in 2020 was \$6. Gaskets and brass slip rings can be obtained from Bratton's.

Gas gauge gaskets 13570 \$2.50 set  
Brass slip rings 13571 \$1.15 each ..

The original Ford installation required only one brass slip ring. However, in the modern Model A kingdom it has been determined that at least two (or more) slip rings are required to prevent a fuel leak. With only one slip ring the outer nut will likely bottom on the threads before there is a crush on the gaskets. The drawing below shows two brass slip rings. It is also suggested that cork gaskets be used. Avoid the neoprene gasket as modern fuels are likely to destroy them.





## For Sale / Wanted To place an ad send your information to swinkinhofer @Hotmail.com, or mail to Sherry Winkinhofer

As a service to our members, the area Model A clubs have decided to share our classified ads sections! (this will include Model A specific items only.) Ads will run approximately 3 months unless we are notified that the item is still available.

**For Sale:** 1932 Tudor, 53,000 miles, numbers matching engine and body, '83 Ford 4-speed overdrive w/26%, F100 steering box, \$20,500.

**Contact:** Ed Muntz, 913-449-5742. (POA 01/22)

**For Sale:** High performance engine, too many special details to list .

**Contact:** John Osborn 816-809-5713 (NWMO 08/21)

**For Sale:** Tan Tire Cover - '30 - 31 with ford patch \$15. 1930 Radiator Shell (no emblem) \$80

Bumper type tow bar and brackets \$75.

**Contact:** Rick Birkenholtz @ (641) 762-3608 (CIMA 03/22)

**For Sale:** For Sale: Model A Parts

Selling big collection of parts. Give a call to discuss what you may want from inventory, and pricing.

**Contact:** Ed Muntz 913-449-5742 (3/2022 POA)

**For Sale:** 1931 Ford Victoria Leatherback. It has always been garaged. Asking \$25,000.00.

3.8 Buick V-6, Turbo 350 Transmission, Mustang Front Suspension, Corvette Rear Suspension, Walker Radiator, Heat and Air Conditioning, Power Windows and Seats, V.D.O. Gauges, Sony Radio, Tilt Steering Wheel, V-W Cowl Wipers, V-W Gas Door, Centech Fuse Panel, Custom Dash, C-B Radio, Posies Rear Spring, Third Stop Light, Tinted Glass.

**Contact:** Lois Vaille 913-631-1139.

**For Sale:** Brand new Brookfield Model A pickup bed. Fits all years, never been used. \$1600

**Contact:** Chili Canida 816-415-4948 (NWMO 02/22)

**For Sale:** Size Large NWMMAC sweatshirt for sale. \$20.00

**Contact:** Rosemary Smith 660-824-4207

**Wanted:** 1930 - 31 Model A Cowl and Firewall with gas tank to get restored, chassis in running condition.

**Contact:** Rick Birkenholtz @ (641) 762-3608 (CIMA 03/22)

**For Sale:** Two project cars.

Early 1928 Model A four door phaeton. Very good body and doors. and many extra parts for restoration. Early 1928 without outside door handles. 1931 four door slant window. Very nice rust free body.

**Contact:** Don Graves in Omaha. Nebraska, Home 402-453-7166, Cell 402-659-1815. (3/22 POA)



## Celebrity Model A Owner



You probably knew that Andy Griffith was an avid collector of automobiles and that he owned more than one Model A.

But did you know he was also a MAFCA member? Here are a few pictures of a younger Andy with a few of his prized possessions, and a later picture of him and his TV co-star and friend Don Knotts on the cover of the Restorer July/August 1989.

Photos from MAFCA.com



## A - Z Model A Parts - Zanes

Ron and Sondra Kester, Owners

787 Central Street

Glade, Kansas 67639

Phone: 785-543-6729

e-mail: 2officegirls@ruraltel.net

## BOB BOND'S ARTISTRY

www.  
bobbondart  
.com

- Pinstriping
- Lettering
- Graphics
- Gold Leafing

- Flames
- Airbrushing
- Logo Designing
- Automotive Art

816-554-1800

Lee's Summit, Missouri

## BRATTON'S ANTIQUE AUTO PARTS



800-255-1929 Phone

www.brattons.com

800-774-1930 Fax

1606 Back Acre Circle

Mount Airy, MD 21771

*Your source for Quality Model A Ford Parts since 1976*

"HAVE AN 'A' DAY"



Kelly A Lindeman

1-888-879-6453

email: mike@mikes-afordable.com

www.mikes-afordable.com



*Specialising in 1928 - 1931 Model A Ford Parts*

ERIC WENINGER  
OWNER

2045 S BEDFORD ST  
WICHITA, KS 67207

316-619-1821 CELL  
316-685-2553 SHOP

www.modelmedic.com  
modelamedicllc@sbcglobal.net

THE  
MODEL A  
MEDIC LLC



STOCKING A FULL LINE OF  
NEW AND USED MODEL A FORD PARTS

SPECIALIZING IN FULL SERVICE REPAIRS,  
ENGINE, DRIVE TRAIN, AND RESTORATION

## AUTO COLOR & EQUIPMENT

524 E. 23rd Street

Independence, MO 64055

TOUCH UP

Aerosols - Bottles

Computerized Color Match Available

PHONE: 816-254-5630

FAX: 916-254-5635

www.auto-color.com

Tom Kautz  
Owner

www.tomkautz.com

KAUTZ

Established 1916



Electric  
Auto Parts  
Auto Glass

Rebuilding Starters, Generators, and Alternators

6volt - 12 volt

920 Commercial St.  
Atchison, KS 66002

Phone: (913) 367-1717


THE WORLD'S LARGEST SUPPLIER  
OF 1909-31 FORD PARTS!  
We Feature American Made Parts

SNYDER'S  
ANTIQUE AUTO PARTS

12925 Woodworth Road ♦ New Springfield, OH 44443

Toll Free Ordering:  
**(888) 262-5712**

On-Line Ordering:  
**snydersantiqueauto.com**  
New Products Added Daily!



FREE  
Fully Illustrated  
CATALOG  
U.S. ONLY



*The Northwest Model A Ford Club does not personally endorse or guarantee any products or services advertised in this publication*

**-Membership is Strongly Encouraged in Both of these Excellent National Organizations-**



**Model A Ford Club of America**

**Join on line at *MAFCA.COM***

**~Membership Benefits~**

The *Restorer* magazine • Technical Support • Local Chapters • National Meets • Era Fashion Guidelines  
• "How to Restore Series • Judging Standards and Restoration Guidelines

Dues per year are

U.S. Membership- \$50

Canada/Mexico Membership - \$60

International Membership - \$70

*Make checks payable to Model A Ford Club of America*

**New Membership**

**Optional Initiation Package  
For New Members Only**

1—Back issue of *The Restorer*

1—MAFCA Lapel Pin

1—MAFCA Decal

1 0 Name Badge

Only \$11 extra

Name \_\_\_\_\_

Spouse's Name \_\_\_\_\_

Address \_\_\_\_\_

City \_\_\_\_\_

State \_\_\_\_\_ Zip \_\_\_\_\_

Country \_\_\_\_\_ Telephone \_\_\_\_\_

Permission to publish my telephone number in future Membership Rosters? Yes: ☐ No: ☐

Return this Form and Payment to

**MAFCA**

250 South Cypress • La Habra, CA 90631-5515



**Model "A" Restorers Club**

6721 Merriman Rd, Garden City MI 48135

(734) 427-9050 office

(734) 427-9054 fax

**Find Membership forms at <http://model-a-ford.org/>**

**Dues- New or Renewals ( ) US Membership \$50.00**

( ) US Air Mail \$62.00 ( ) ( ) Canada \$60.00 ( ) International 70.00

**New Members Only- Partial Membership:  
J/A, S/O & N/D issues only!**

( ) US Membership 26.00 ( ) US & Canada Air Mail \$36.00 ( ) International \$44.00

**IMPORTANT:**

**Make checks payable to Model "A" Restorers Club (M.A.R.C.)**

All Memberships from outside the U.S. are to be remitted by International Money Orders in U.S. Funds (drawn on U.S. Bank) or credit card. And a personal check drawn on U.S. bank (U.S. funds must be stamped on check.)

With your membership you will receive a club membership I.D. card and the *Model "A" News*, our BI-monthly club magazine. In addition, each member is entitled to a free 40 word classified ad in each issue of our international publication, the *Model "A" News* (A good source of parts and information you may need for your car).

Address: \_\_\_\_\_

City: \_\_\_\_\_ State: \_\_\_\_\_ Zip: \_\_\_\_\_

I give permission to publish my phone number in the future MARC Membership Rosters:

( ) Yes ( ) No Phone: \_\_\_\_\_

I give permission to publish my email in the future MARC Membership Rosters:

( ) Yes ( ) No Email: \_\_\_\_\_

**THE ROAD RUNNER**

% SHERRY WINKINHOFER

PO Box 172

Table Rock NE 68447