



The ROAD RUNNER



MAFCA Chapter

MAFCA "Newsletter of the Year 2019", MARC "Award of Excellence" 2019

MARC Region

Officers

President:	Mike Owen
Vice President:	Bill Skaggs
Secretary:	Terry Richardson
Treasurer:	Bob Martin
Activities/Tours:	Chili Canida
Technical:	Tony Flieg
Ladies Activities:	Laura Talley
Concerns/Calling:	Jody Layne
Membership/Public Relations:	Myron Schmitt
Newsletter/Webmaster:	Sherry Winkhofer
Property:	Vacant
Director:	Junior Blakley
Director:	Larry Harding

Birthdays

Pat Lawlor	12/06	Linda Canida	12/28
Mary Anne Jones	12/10	Bob Martin	12/30
Donna Schmitt	12/19	Steve Talley	12/30
Bill Matteson	12/23		

Anniversaries

John & Jody Layne	12/04
Gary & Rosemary Smith	12/19
Ray & Brenda Meyer	12/24

Monthly Meeting

No meeting in December

Christmas Party December 2, 2023

**American Legion, 2607 NW State Route 92
Smithville, MO 64089**

**The Legion provides a dinner menu at a special price
one hour prior to the 7:00 PM meeting.**

Board Meeting

No Board Meeting in December

**The 3rd Thursday of each month,
7:00 PM, Woodneath Library Center
8900 NE Flintlock Rd, Kansas City, MO 64157
Visitors welcome**

Technical Meeting & Breakfast Club-KC

Big Biscuit in Liberty

Please join us every Wednesday 6:30 am to "whenever"
at the Liberty Corner Shopping Center, at 840 Hwy 291
(816-429-5314)

Technical Meeting & Breakfast Club-St Joe

Every Monday 7:00-10:00 AM

Hy-Vee 201 North Belt Highway, St. Joseph

President's Comments:

Our last meeting was the election of officers for 2024 and per our bylaws, Vice President Bill Skaggs moved up to the position of President. I know he will do a great job! Chuck Haber was elected as Vice President, Terry Richardson was re-elected to the Secretary position and Gary Dixon was elected to the Treasurer position. Thanks to all of these new officers for stepping up and volunteering for these important positions. Their support helps keep alive the love and enjoyment of our model A's! They are part of a string of dedicated Model A'er keeping this club going since 2007!

I would like to thank the 2023 Board and also the members that helped a fairly new kid on the block (me!) get through this last year. I feel it was a good year, and it felt good to get our cars out and about to so many interesting places!

The budget for the upcoming 2024 membership year was also presented and approved at the November meeting. Having a budget will help our club continue to have fun activities and entertainment that are such an important part of what we all look forward to.

See you all at our Christmas party and looking forward to our January meeting.

Wishing you all a merry Christmas and a happy New Year!

Mike Owen, President

I have neither the time nor the crayons to explain this to you. . .

Editor's Comments:

And once again we reach the last newsletter of the year. And again, I'm amazed that I had no trouble finding enough things to fill it up, even after fifteen years of tracking down Model A trivia and tech articles, etc.! There truly is something special about these old cars that let us still find new information about them 90+ years after they first hit the road. I wonder what Henry would have thought if he'd known how long they would remain classics! He'd probably be scratching his head!

The Old Lady is sleeping soundly in her new garage, surrounded by shelves of things that have also found their new home in the garage after several years of being dispersed around different family's storage areas and my basement. It's odd having some extra room in my basement again. I wonder how I accumulated so much stuff for just one person. But I curated carefully when I moved it in, and it's all stuff I need, I'm sure. I guess that's the price I pay for having a lot of hobbies. But I wouldn't have it any other way. The Model A'ing especially!

Happy A'ing—Sherry Wink

Editor

NORTHWEST MO. MODEL A FORD CLUB MEETING

American Legion Hall Smithville, Missouri

November 6, 2023

Meeting started at 7:05 P.M. The Pledge of Allegiance was said. Veterans were honored. Vice President Bill Skaggs announced someone was needed to help take care of the gas station at Lathrop Antique Car, Tractor and Engine association, Laura & Steve Talley have volunteered to take care of the gas station, Laura asked membership if anyone knows where the model of the gas station that Gary Smith made is? The Road Runner was sent out Monday; Sherry apologies to everyone, somehow the calendar in her head got off schedule so the Road Runner will be received late. She emailed a copy to all members with an email on the roster.

Treasurer's Report: Bob Martin gave the Treasury Report: Checking \$2,763.07, Savings \$10, 057.16; total \$12,820.23. Report approved as read.

Tours and Activities: Chili Canida update the club with details about the Veterans Day Parade in Leavenworth on November 11, and the Christmas Party scheduled for Saturday December 2nd at Kozak's in Smithville, followed by the Smithville Light Parade.

Ladies Activities: Laura Talley reported about the Ladies Luncheon at Grünauer Austrian-German Restaurant in the Crossroads Arts District, downtown Kansas City on November 15th.

Cares and Concerns: Jody Layne reported Clyde Pace been having some health issues.

Membership: There were 42 members present at the meeting

New Business: Bill Skaggs presented the 2024 budget for membership approval; after review, the vote was held and the new budget was approved.

Election of 2024 Officers was held. The new Board for next year:

President	Bill Skaggs
Vice President	Chuck Haber
Treasurer	Gary Dixon
Secretary	Terry Richardson

Meeting adjourned.
Secretary Terry Richardson

MAFFI Minute



Holiday Greetings! We're fast approaching Thanksgiving and then roll right into Christmas shortly thereafter.

MAFFI Trustees Jerry Dennany and Jerry Morrissey, along with their Grape Country Model A Club crew, have been out at the museum maintaining and fixing the museum's Model A's. They just finished removing and repairing an engine and a transmission in a 1929 Tudor. Next up for work is a 1928 Tudor.

Meanwhile, Executive Director, John Marshall, and his crew just finished holiday decorating at the museum. The outdoor lighting display is magical and the indoor museum exhibits make for nostalgic memories. If you haven't visited the museum during the holiday season, it's worth putting on your bucket list! There are displays all across the 90 acre campus with a variety of family activities.

Fundraising for the Model A Museum expansion continues with the Grand Opening planned for 2025. As you and your club plan for holiday giving, consider donating to the Model A Museum, one of the best in the country ---and a cause that keeps our cherished hobby growing and in the spotlight.

All contributors in a selected category will be recognized prominently in the new wing of our museum. Donations can be club chapters or individuals. In addition, clubs can give recurring donations by filling out a pledge card found at maffi.org (click on donations).

For more information on donating, please contact: John Begg at 803-727-4392-President@maffi.org or Jerry Morrissey at 269-615-3719 – jertrudy@sbcglobal.net

Happy Holiday Season,

Cindy Ellenbecker, Secretary, MAFFI Board of Trustees



Activities

"Departure places and times for events will be published on the Website and Newsletter the month prior to the event".

December 2nd—Christmas party

11:30 am at Kozak's, 1018 US 169 highway, Smithville
Dress Era!!

December 2nd—Smithville lighted Christmas parade

Lineup at 5 pm, for details call Mike Owen

Other Activities

Nov 30-Dec 2—MAFCA National Awards Banquet

Santa Maria California



If you are planning on joining in on any of the tours or activities, please sign-up and include your phone number, or you can contact Chili Canida at (816) 415-4948 (home phone) That way if an event has to be canceled, or has a location or schedule change, he will do his best to make sure you are notified!

Budget 2024

Concerns	\$300
Raffle	\$50
Publications	\$900
Misc.	\$500
Entertainment	\$1000
Activities	\$1000

Total Budgeted for 2024: \$3750

A review of the 2023 Budget:

Income	Budgeted	Actual	Balance (+/-)
Dues	\$ 1,350.00	\$ 941.00	\$ (409.00)
Raffle	\$ 350.00	\$ 509.00	\$ 159.00
Advertising	\$ 200.00	\$ 200.00	\$ -
Silent Auction	\$ 1,157.00	\$ 952.00	\$ (204.00)
Total income	\$ 3,057.00	\$ 2,602.00	\$ (455.00)

Expenses	Budgeted	Actual	Balance (+/-)
Concerns	\$ 200.00	\$ 80.89	\$ 119.11
Raffle	\$ 50.00	\$ -	\$ 50.00
Publications	\$ 900.00	\$ 876.66	\$ 23.34
Misc	\$ 1,000.00	\$ 253.89	\$ 746.11
Entertainment	\$ 1,000.00	\$ 264.45	\$ 735.55
Activities	\$ 1,500.00	\$ 459.52	\$ 1,040.48

Total Expenses \$ 4,650.00 \$ 1,935.41 \$ 2,714.59

Actual	Income	\$ 2,602.00
Actual	Expenses	\$ 1,935.41
		\$ 666.59 Surplus

2024 Elected Officers



Election of 2024 Officers was held at the November meeting.

The new Board for next year is as follows:

President	Bill Skaggs
Vice President	Chuck Haber
Treasurer	Gary Dixon
Secretary	Terry Richardson

Please thank these members when you see them, for being willing to take on an important, and sometimes thankless job in support of the club!

It takes a lot of commitment and love of the hobby to step up in this way and it is appreciated!!

Cares & Concerns



Our Sunshine/Concerns Lady is Jody Layne.



If you know of anyone that could use a call or a card, please let her know at 816-225-7680 or send her an email at jolayne60@yahoo.com

Club Contact Information:

President Mike Owen (816) 645-8686
All Officers: nwmomodelafordclub@gmail.com
Publications: nwmomodelafordclub@gmail.com
816-519-2630

Any articles or notes without a byline are written by your editor.

Visit www.nwmomodela.com today!

Please mail any info, pictures, questions & suggestions to:

NWMO Model A Ford Club
5606 Five Corners RD
Smithville MO 64089

Or email:

nwmomodelafordclub@gmail.com

Veterans Day Parade November 11th, Leavenworth Kansas



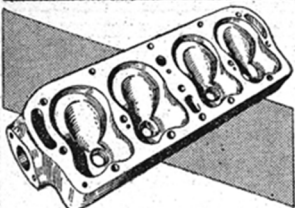
Northwest Missouri Model A Ford Club Merchandise! Order online at showmelogos.net/modelaclub/

 <p>Gildan Ultra Cotton T-Shirt</p> <p>\$22.00</p>	 <p>Port Authority Silky Touch Embroidered Polo</p> <p>\$24.00</p>	 <p>Harrinton Ladies Advantage Snap Protection Embroidered</p> <p>\$27.00</p>	 <p>Port Authority Challenger Embroidered Jacket</p> <p>\$90.00</p>	 <p>Port & Company Embroidered Visor</p> <p>\$19.00</p>	 <p>Sportsman Cotton Twill Adjustable Embroidered Cap</p> <p>\$22.00</p>
--	---	--	---	--	---

Model "A" Winter Storage Tips

1. Change the oil and lubricate the chassis.
2. Wash and wax the exterior, including the chrome.
3. Vacuum and wash the interior and apply a protectant such as Armor All on all vinyl, rubber and plastic parts.
4. Fill the fuel tank to prevent moisture from forming and rusting the tank.
5. Add a gasoline stabilizer. Fuel spoils after 30 days (source: Road & Track.com).
6. Make sure the battery is fully charged.
7. Be certain that the cooling system is filled with a sufficient amount of good-quality antifreeze to protect from rust and freezing.
8. Spray the chassis parts that may rust with a rust inhibitor such as WD-40.
9. Drive the car before storage to be sure that all parts are well lubricated.
10. It may be desired to raise the car off the tires to prevent flat spotting, but adding about fifteen or twenty more pounds of pressure to the tires will help considerably.
11. Do not set the parking brake for a long period of storage, as the drums could rust and seize the shoes. The brakes could also stick from rust or moisture.
12. The car should be covered to prevent damage from birds, cats and bugs.
13. If the car is to be stored inside, use a breathable cover to prevent moisture from forming and creating more problems than no cover at all. If the car is outside, of course, it must have a waterproof cover or moisture will collect and attack the chrome and body.
14. I put a wad of steel wool loosely in the tailpipe to discourage chipmunks & mice from taking up residence in the muffler.

SAVE ON SUPPLIES FOR MODEL "A" FORDS

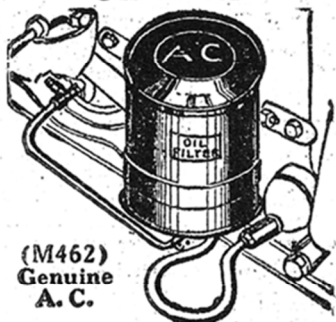


"More Power To You" with the New Turbulence Super-Power CYLINDER HEAD

If you want more power and speed, without paying an exorbitant price, here it is. In addition to increasing compression, it gives turbulence which mixes the gases more perfectly, resulting in a sharper, more complete explosion. Come in and get a super-power head. Replace the old head with it. Try it out 10 days, and if you are not completely satisfied return it to us and we will cheerfully refund every cent. Installation easy... just take off old and put on new... no cutting or fitting. (W499)..... **6.95**

Increases the compression ratio above 5 to 1, giving 1929, '30 or '31 Model "A" the power and speed of the first 1928 models.

Oil Filter

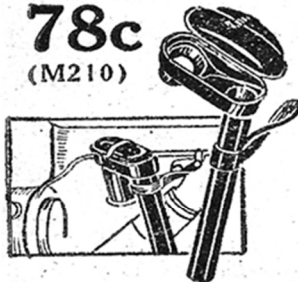


(M462)
Genuine
A.C.

Removes dirt and sludge; saves motor and bearings. Saves oil. No drilling or cutting necessary....**2.69**
M461—Replacement cartridge only**1.98**

Crank Case Ventilator

78c
(M210)



Cuts down oil dilution and consumption. Keeps engine cleaner.

A few fun items from era Western Auto catalogs 1928-1931

OIL and TEMPERATURE GAUGES For the Instrument Board



Complete Panel with Water and Oil gauge. Fastens over (and covers) regular panel. Very attractive. No cutting or drilling necessary. For all Model "A" cars

(M454)



(M455)

M455—Oil and Water Gauge (illustrated to the left) goes under regular instrument panel.....**3.98**

M457—Oil Gauge only, "DeLuxe" model**1.25**

M456—Oil Gauge only, "Standard" model **.89**

Reliance-AUTOMATIC-Reliance free wheeling

FOR MODEL "A" FORDS

Although many free-wheeling devices for Model "A" Fords have been on the market for months, we have never offered one until now; because (until we found the "Reliance") we never examined one that would test out to our complete satisfaction. We have tested out the "Reliance" thoroughly (not just examined it; but actually tried it out for months in several Ford cars) and we are sure that it is 100% O. K., 100% safe, 100% efficient, 100% automatic, and we guarantee it accordingly.

It is a true, free-wheeling clutch that automatically "free-wheels" when the speed of car exceeds speed of engine, yet engages instantly when power is applied. No shifting of levers, etc. Saves gas; saves transmission and differential; saves the whole car... adds a new thrill to motoring... and at a reasonable price. Come in and see it... let us explain to you how it works... and how simple the installation is. (W135).....**17.95**



YOU TAKE THIS OUT..... AND PUT THIS IN

“Is it Celluloid or is it Bakelite?”

By Diann Eason, Model A Ford Club of Colorado

An excerpt from an interesting article about early plastics. To read the entire article, go to <https://www.mafca.com/downloads/Fashions/Articles/Celluloid-or-Bakelite-2017-11.pdf>:

. . . Celluloid was often called the “French Ivory” as it had the look and feel of ivory, but was readily available and cheaper. Everyone had access to items that looked expensive. Pigments were added to produce interesting colors; and it could be molded or shaped to increase its versatility. Although Celluloid is brittle, it weighs less and can be formed into thinner pieces than other plastics such as Bakelite. . . Celluloid proves to be unstable in confined spaces such as plastic bags or tightly closed storage boxes; it can be damaged by temperature extremes, chemicals, and is flammable . . .



Bakelite was a flexible material which could be decorated through molds, carvings, inlays, lamination, etc., and it could be made in most any color. Over time white Bakelite can change color, turning more to a cream color. An exposed area can darken and acquire scratches, and a type of patina forms on the surface. It can be opaque, translucent, or transparent which expanded its use in costume jewelry. A big selling point for Bakelite was that it was less flammable than Celluloid. . .



Five Methods to Identify Jewelry from the Model A era As Celluloid or Bakelite

1 Sound—Gently tap two bracelets that you believe are Bakelite together; they will have a “clinking” sound. Celluloid will have a softer sound; it is not recommended that you tap Celluloid items together because it is more fragile and may crack

#2 Weight—Bakelite is denser and heavier than Celluloid. Hold two pieces of jewelry in your hands and compare the weight.

#3 Smell—Celluloid will have a vinegar or old camphor odor when under warm water. Bakelite will have the smell of formaldehyde when under hot water

#4 Simichrome polish—this is a non-abrasive cream that can be purchased in hardware stores. You can also use it to test Bakelite for authenticity, and this is the preferred method for many plastic lovers (although others prefer the hot water test mentioned above). To test with Simichrome, sparingly apply to a soft cloth and gently rub a small spot on the inside or back of the item being tested. If it's Bakelite, the cloth should turn yellow with ease (although the color may vary from light to dark). If a piece is lacquered, it may test negative. Black Bakelite pieces often fail this test as well. Use the other tests above, especially the hot water test, to confirm authenticity if a piece you suspect to be Bakelite fails with Simichrome.

#5 Sight—Formula 409 test Dampen a tip of a cotton swab with Formula 409, a household cleaner. Rub the inside of the item being tested, if the swab turns yellow, the item is Bakelite. If the item is black Bakelite or lacquered, this test will be negative. Use one or several of the other tests to confirm your item as Bakelite.

A perfect recipe to use for a Holiday meal. Simple and quick to make, I bet it would go great with some turkey.

Printed in the October 1929 Delineator magazine.

Ten Minute Cranberry Sauce

- 4 cups cranberries
(1 qt or 1 lb)
- 2 cups water
- 1 1/2 to 2 cups sugar

Boil sugar and water together 5 minutes; add cranberries and boil without stirring (5 minutes is usually sufficient) until all the skins pop open. Remove from fire when popping stops.



For a thinner sauce, just bring water and sugar to a boil—then add berries and let them cook until they stop popping.

Brands We Still Know

By Sherry Wink

In the 1830s, Chemists John Lea and William Perrins, both working together in Worcestershire, England, were requested to recreate a favorite fish sauce favored by a former governor returned from India. They were not known for their cooking, and not surprisingly, their first attempt did not pass a taste test. They left the container of test potion in the basement while they went on to other things. Several years later, while cleaning, they rediscovered it, and before throwing it out, decided to taste it one more time. By then, it had fermented and matured, and had a savory and unique taste that they decided to market. They began to sell it commercially in 1837. In 1839, it was exported to the USA. It proved so popular, a processing plant was opened in New York. By the turn of the 20th century, Worcestershire sauce had become a staple condiment around the world.



1929 Cookbook

Interesting note: The company was known for their marketing skills. One of their promotional activities was to arrange that all restaurants on ocean liners sailing to and from England carried Worcestershire Sauce. They even paid the waiters to serve it!

Ladies Luncheon—at Grünauer November 15th

Loura Talley reported that the ladies had a great time at the Ladies Luncheon last week. The food at Grünauer Austrian-German Restaurant, which is located in the Crossroads Arts District, right across the pedestrian bridge from Union Station was great! And the companionship and socializing was even better!



A fun article from the September/October 1973 issue of Ford Lite magazine, as found in the November 2023 Model A Torque newsletter, the official newsletter of the North Island Model A Ford Club—New Zealand


REMEDY FOR COLD HANDS

. . . Naturally, the heat and cold evoked mechanical suggestions. Nothing could be much colder than clutching an icy steering wheel of a Model T as it moved over the wintery prairies of the Midwest. Hot-air heaters were often attached to the exhaust manifold, but these were inadequate, especially in touring cars. Hands numbed by cold might let a car get out of control. One (farmer) suggested the steering wheel be hollow, so it could be filled like a hot water bottle. Another thought an electric wire running through the heel might act as a heater. A Dakota farmer wrote, (the Company) "You know Mr. Ford, when I drive through blizzards on the way home from town, my hands are all bundled up with three sets of mittens, but they still freeze. Why don't you run the exhaust pipe up the steering column so I can warm my goil-darn hands. *Henry Ford and Grass-Roots America, by Reynold M. Wik*

Such were the suggestions sent in by letter to Henry For during the era of his breezy open coupes and tourings. Cold hands on the steering wheel were complaint enough that a Portland, Oregon, gentleman by the name of Claridge sought to remedy the situation and make his fortune. He is shown in the photo below January 6, 1933, seated at the wheel of his 1930 Model A Ford Cabriolet.

His hand-warmer invention was two electrically heated grips which kept the pinkies warm while steering at normal speeds.

Mr. Ford phased out his drafty, side curtained, open cars by the late thirties and so went Mr. Claridge's well-intentioned comfort device.



Model A Mystery Part

What is it?

Do you know?

For "Bragging Rights", Send an email to
nwmomodelafordclub@gmail.com
Or to Sherry Winkinhofer
PO Box 172, Table Rock NE 68447



Photo courtesy of Mike's A-Fordable Antique Auto

Last Month's Mystery Part

This is a differential drain plug, original style.

Did you know?!



Photo courtesy of Snyder's Antique Auto Parts

Tony's Tech Tips

As found on the website of the Volcano A's Model A club in Vancouver, Washington.

Winter Starter Maintenance

By Lynn Sondena

Model A starters do not require a lot of maintenance, but at least once a year the contacts should be cleaned and lubricated with dielectric grease.

Figure 1 shows the starter contact button (A-11102) and the starter switch contact with its button (A11450). The two contact buttons are made from copper and have a tendency to pit and corrode.

Disconnect the battery; then disconnect the battery cable to the starter switch and any other wires that connect to the starter switch.

Remove the starter switch and you are now ready to clean. If the starter button is pitted, file it smooth using a single cut mill bastard file (Fig.2). This picture also shows emery paper, Scotch-Brite and dielectric grease.

Use either emery paper or Scotch-Brite to clean the copper surfaces so they are bright (Fig.3).

The next step is to coat the copper surfaces with dielectric grease (Fig.4). This grease promotes electrical contact and helps to eliminate corrosion.

The last step is to clean and coat the copper terminal and nut on the starter switch (Fig.5) and reassemble everything.

Note: If your Model A uses a fiber gasket (A-11450) between the starter housing and starter switch, check its condition for wear. These were correct for 1928 to early 1930 Model A's, but they can be used on all years. It is a good idea to use them because they help prevent shorts.



Fig 1



Fig 2



Fig 3



Fig 4



Fig 5

Technical Notes Points to Ponder about the Model A

By Lynn Sondena

1. The Model A engine will run cooler at higher speeds and it will heat up more at low speeds. This is due to air flow thru the radiator.
2. The engine pans (A-6775 & A-6776) were stock on the Model A. They fit between the engine and frame. Their main purpose is to reduce air turbulence under the hood, promoting better cooling. They were also used to prevent dirt, water and mud from reaching the distributor and carburetor.
3. Did you know you are supposed to oil the starting crank bearing (A-5461)? Access is through the crank hole cover. The purpose is to lubricate the front spring and reduce the possibility of squeaks between the cross member and spring.
4. Spark plugs that have a dirty, oily, greasy build up on the porcelain can allow current leakage. This will cut down the spark to the plugs. So keep the spark plugs clean.
5. The coil body and distributor body and cap can develop carbon blow outs. They will look like pencil lines. This is a short and the pencil looking line is where the current travels. It is due to a loose wire or dirt build up on the item. So check these parts and keep them clean.

Time to sign up for next year's fun!!



Northwest Missouri Model A Ford Club Membership Application

www.nwmomodela.com

<input type="checkbox"/> New Membership:		<input type="checkbox"/> Renewal:	
Name:		Spouse/Partner:	
Address:			
City:		State:	Zip:
Home Phone:	Member Cell:		Other Cell:
Member Email:		Other Email:	
Month/Day of Birth:	Anniversary:		Month/Day of Birth:
Allow information for club roster or handbook yes <input type="checkbox"/> no <input type="checkbox"/>			
Model A Information (optional)			
Car 1 Year:	Model:		
Indicate Condition: <input type="checkbox"/> Show <input type="checkbox"/> Restored <input type="checkbox"/> Being Restored <input type="checkbox"/> Drivable <input type="checkbox"/> Basket Case			
Car 2 Year:	Model:		
Indicate Condition: <input type="checkbox"/> Show <input type="checkbox"/> Restored <input type="checkbox"/> Being Restored <input type="checkbox"/> Drivable <input type="checkbox"/> Basket Case			
Membership in National Organization			
<input type="checkbox"/> Model A Ford Club of America (MAFCA) <input type="checkbox"/> Model A Restorers Club (MARC) <i>National affiliation is strongly encouraged but not required</i>			
Membership in other local clubs			
<input type="checkbox"/> Members of Plain Ol' A's <input type="checkbox"/> Heart of America <input type="checkbox"/> Henry's A's <input type="checkbox"/> Other:			
Auto Insurance Requirements:			
Owners of all cars must meet state mandated insurance requirements for vehicles. The Northwest Missouri Model A Ford Club is not legally responsible for any expenses incurred due to accidents or injuries sustained in club sponsored events. This requirement shall remain in effect throughout the continued membership.			
Signature:		Date:	
<input type="checkbox"/> Enclosed are my dues for membership year January 1 to December 31		\$25.00	
<input type="checkbox"/> Enclosed are my dues for partial year membership (Prorated per month; check with the membership director)		\$ _____	
Please make checks payable to: NORTHWEST MISSOURI MODEL A FORD CLUB			
<input type="checkbox"/> Send Newsletter by US Mail		<input type="checkbox"/> Email attachment to save the club postage	
Mail this form to: <div style="text-align: center;"> Gary Dixon 2208 N. Ponca Drive Independence MO 64068 </div>			



For Sale / Wanted To place an ad send your information to swinkinhofer @Hotmail.com, or mail to Sherry Winkinhofer

As a service to our members, the area Model A clubs have decided to share our classified ads sections! (this will include Model A specific items only.) Ads will run approximately 3 months unless we are notified that the item is still available.

For Sale: 1973 Red Phaeton for sale: 1 owner, automatic transmission. Really clean, appraised at \$20,000.

Contact: Chet Atkinson 816-813-8548



For Sale: All new parts were purchased from Snyder's Antique Auto Parts: Block was bored to 80 thousands over standard, new rings, new pistons (balance on digital analytical balance), new stainless steel valve and two piece valve guides (valves and guides ground and fitted), main bearing and rods poured with new babbitt and line bored, pins fitted (Paul' rod and bearing) (Rods balanced on digital analytical balance), new adjustable tappets, new head studs and nuts, new valve springs, Crank journals 10 thousands under (NAPA), Block boiled, bored and surfaced (NAPA), Block water jackets pressure tested SEPT '23 - no cracks. Included is an assembled short block with an engine pan without a head. All side panels .pipe and timing covers installed without gaskets. \$2800.00

Contact: Ed Jankowski 785-690-7170 home or 402-676-6951 cell (POA 10/23)

For Sale: Rear Bumpers for a 1931 slant windshield. \$275

Contact: Junior Blakley 816-289-2875 (NWMO 09/22)

For Sale: 1929 Ford Sport Coupe. Fully restored with 2 side mount tires, rumble seat, & new trunk.\$15,000.

Contact: Nora 515-289-2624 (CIMA 9/23.)

For Sale: 1980 SHAY DELUXE ROADSTER. Dual side mount spares, many extras, manual transmission, great condition, road ready, 14.8K miles \$20,000

Contact: Kim Rader. 1-620-635-5672. Atchison, Kansas



For Sale: 1928 Sport Coupe - No Rust, Arabian Tan - Copra Drab Trim, Body Off Restoration. Motor/Frame Number - Match. Lobner, Overhaul, Tires - Low Mileage, Wheels Powder Coated, \$15,000

Contact: Jim Davidson - (913) 402-2077 (POA 9/23)

For Sale: Model A engine –Overhaul by Don Lobner. It has been my spare engine. Leak less water pump, fiberglass fan, high compression head, adjustable tappets, insert bearings. Includes bell house with starter, manifold, and carburetor. Selling due to health issues. \$4000

Contact: Clarence Lawson 816 781 7409 home
816 536 2505 Cell (NWMO 12/23)

MODEL A FORD CLUB OF AMERICA BOARD OF DIRECTORS MEETING ZOOM—HIGHLIGHTS AUGUST 26, 2023, 8:00 AM PACIFIC TIME

National Conventions

June 23-28, 2024
Ruidoso, New Mexico
Host: Southwest Regional Group

2026 – Contract negotiations – Blue Mountain A's - Pendleton Oregon
2028 – Open

National Tours

June 16-20, 2025
Civil War Battlefields Tour (Virginia)
Host: Dallas Chapter

June, 2027
– Proposed– Route 66 West to East & East to West
Host: Temecula Valley Chapter (California)

2029 - Open

National Awards Banquet

November 30 - December 2, 2023
Santa Maria, California
Host: Santa Maria A's

2024 – December 10-14
Salt Lake City, Utah
Host: Utah Valley A's

2025 – Open – (5-day Cruise - Mexico, Florida - (2025 or 2026)
2026 – Open – (5-day Cruise – Mexico, Florida - (2025 or 2026)
2027 – December 1-4
Visalia, California
Host: Charter Oaks A's

Submitted by Kay C. Lee, Secretary
August 26, 2023

● ● ● ●

AUTO COLOR

& EQUIPMENT

524 E. 23rd Street Independence, MO 64055

TOUCH UP Aerosols - Bottles

Computerized Color Match Available

PHONE: 816-254-5630

FAX: 916-254-5635

www.auto-color.com

BOB BOND'S ARTISTRY

www.bobbondart.com

- Pinstriping
- Lettering
- Graphics
- Gold Leafing



- Flames
- Airbrushing
- Logo Designing
- Automotive Art

816-554-1800

Lee's Summit, Missouri

BRATTON'S

ANTIQUe AUTO PARTS



800-255-1929 Phone

www.brattons.com

800-774-1930 Fax

1606 Back Acre Circle

Mount Airy, MD 21771

Your source for Quality Model A Ford Parts since 1976

"HAVE AN 'A' DAY"



Kelly A Lindeman

1-888-879-6453

email: mike@mikes-afordable.com

www.mikes-afordable.com



Specialising in 1928 - 1931 Model A Ford Parts

Tom Kautz
Owner

www.tomkautz.com

KAUTZ

Established 1916



Electric
Auto Parts
Auto Glass

Rebuilding Starters, Generators, and Alternators

6volt - 12 volt

920 Commercial St.

Atchison, KS 66002

Phone: (913) 367-1717

ERIC WENINGER
OWNER

2045 S BEDFORD ST
WICHITA, KS 67207

316-619-1821 CELL
316-685-2553 SHOP

www.modelmedic.com

modelamedicllc@sbcglobal.net

THE MODEL A MEDIC LLC



STOCKING A FULL LINE OF
NEW AND USED MODEL A FORD PARTS

SPECIALIZING IN FULL SERVICE REPAIRS,
ENGINE, DRIVE TRAIN, AND RESTORATION

THE WORLD'S LARGEST SUPPLIER OF 1909-31 FORD PARTS!

We Feature American Made Parts

SNYDER'S

ANTIQUe AUTO PARTS

12925 Woodworth Road ◊ New Springfield, OH 44443

Toll Free Ordering:

(888) 262-5712

On-Line Ordering:

snydersantiqueauto.com

New Products Added Daily!



FREE
Fully Illustrated
CATALOG
U.S. ONLY



Commercial advertising space is available for \$25 per year for a business card size space (approximately 2 x 4) or \$50 per year for a quarter page (approximately 4 x 4). These ads are also included on our website at www.nwmodela.com. For more info, contact us at nwmodelaclub@gmail.com

-Membership is Strongly Encouraged in Both of these Excellent National Organizations-



Model A Ford Club of America

Join on line at *MAFCA.COM*

~Membership Benefits~

The *Restorer* magazine • Technical Support • Local Chapters • National Meets • Era Fashion Guidelines
 • "How to Restore Series • Judging Standards and Restoration Guidelines

Dues per year are

U.S. Membership- \$50

Canada/Mexico Membership - \$60

International Membership - \$70

Make checks payable to Model A Ford Club of America

Optional Initiation Package

For New Members Only

1—Back issue of *The Restorer*

1—MAFCA Lapel Pin

1—MAFCA Decal

1 0 Name Badge

Only \$11 extra

New Membership

Name _____

Spouse's Name _____

Address _____

City _____

State _____ Zip _____

Country _____ Telephone _____


Permission to publish my telephone number in future Membership Rosters? Yes: ___ No: ___

Return this Form and Payment to

MAFCA

250 South Cypress • La Habra, CA 90631-5515

(562) 697-2712 Monday - Friday from 10AM



Model "A" Restorers Club

6721 Merriman Rd, Garden City MI 48135

(734) 427-9050 office

(734) 427-9054 fax

Find Membership forms at <http://model-a-ford.org/>

Dues- New or Renewals () US Membership \$50.00

() US Air Mail \$62.00 () Canada \$60.00 () International 70.00

**New Members Only- Partial Membership:
 J/A, S/O & N/D issues only!**

() US Membership 26.00 () US & Canada Air Mail \$36.00 () International \$44.00

IMPORTANT:

Make checks payable to Model "A" Restorers Club (M.A.R.C.)

All Memberships from outside the U.S. are to be remitted by International Money Orders in U.S. Funds (drawn on U.S. Bank) or credit card. And a personal check drawn on U.S. bank (U.S. funds must be stamped on check.)

With your membership you will receive a club membership I.D. card and the *Model "A" News*, our BI-monthly club magazine. In addition, each member is entitled to a free 40 word classified ad in each issue of our international publication, the *Model "A" News* (A good source of parts and information you may need for your car).

Address: _____

City: _____ State: _____ Zip: _____

I give permission to publish my phone number in the future MARC Membership Rosters:

() Yes () No Phone: _____

I give permission to publish my email in the future MARC Membership Rosters:

() Yes () No Email: _____

THE ROAD RUNNER

% SHERRY WINKINHOFER

PO Box 172

Table Rock NE 68447