




The ROAD RUNNER



MAFCA Chapter

MAFCA "Newsletter of the Year 2019", MARC "Award of Excellence" 2019

MARC Region

Officers

President:	Larry Harding
Vice President:	Jody Layne
Secretary:	Vacant—Volunteer needed!
Treasurer:	David Silvers
Activities/Tours :	Jeanne Harding
Technical	Walt Jones
Concerns/Calling	Linda Owens
Membership/Public Relations:	Bob Martin
Merchandising:	Dee Gust
Newsletter/Webmaster:	Sherry Winkinhofer
Property:	Lonie Hank
Director:	Bill Skaggs
Director:	Junior Blakley

Birthdays

Rosemary Smith	06/03	Chili Canida	06/25
Sherry Winkinhofer	06/09	Dennis Hartman	06/26
Harley Wahl	06/17	John Harmon	06/27
Sue Long	06/22	Andy Bennett	06/30
John Layne	06/23	Ray Thompson	06/30

Anniversaries

Walter & Mary Anne Jones	06/03
Lee & Sylvia Donius	06/06
Terry & Peggy Richardson	06/07
Les & Dee Gust	06/09
Jim & Melissa Spawn	06/25

Monthly Meeting

June 6th

Board Meeting

June 16th

**The 3rd Thursday of each month,
7:00 PM, Woodneath Library Center
8900 NE Flintlock Rd, Kansas City, MO 64157**

Technical Meeting & Breakfast Club-KC

Big Biscuit in Liberty

Please join us every Wednesday 7:00 am to "whenever"
at the Liberty Corner Shopping Center, at 840 Hwy 291
(816-429-5314)

Technical Meeting & Breakfast Club-St Joe

Every Monday 8:00-10:00 AM

Hy-Vee 201 North Belt Highway, St. Joseph

Ice Cream & Socializing

Every Saturday evening 6:00 PM
Dairy Queen

8530 N Oak Trafficway, Kansas City, MO 64155

President's Comments:

Hello everyone!

Things are really starting to look up here in the Northland and everywhere else I hope. I know we've had a few people out and sick and I hope that they have a quick recovery because I can't wait to see them back at our meetings and our tours and at the picnic and everything else!

Please, please sign up for everything so we know who's going on what tour and especially the picnic. It really helps Jeanne and I make plans for what's going on.

It looks like Jeanne and Dee have got a great picnic plan for us. The club is supplying most of the food and is asking members to bring a dessert of some sort. Remember that some people need sugar free desserts (which is me!)

The club is still looking for a secretary, I sure wish someone would help us out. It's really an easy job, we just need it filled.

Looks like Jody is doing a bang up job with getting entertainment for the club, and she has the next several months lined up.

We've got a great club, just don't forget it !!! And remember that the Plain Ol A's is having the Regional on June 2, so please try to attend! Show your support and have a great time, you'll see me there!

That is all for this month! Your, "not so lonely now President"

Larry Harding

The only difference between where you are and where you want to be

Editor's Comments:

June already and I haven't had a chance yet this year to drive the Old Lady! My granddaughter is not happy! And neither am I! The good news is that John Harmon was finally able to diagnose the issues The Old Lady was having. A new ignition wire corrected the starting problem, and a missing screw on the carburetor fixed another issue. And while the sticky valves had him stumped for a little while, a lot of hours going over her with a stethoscope and his well honed Model A skills finally uncovered the missing carb screw in the intake valves, where it was just bouncing around willy-nilly! He fished it out, and now she is running like a top. And now that my bum knee is feeling better, I hope to have her out on the road soon!

John did remind me that she is in need of a new motor or a rebuild, so after careful consideration, and pricing around, I bought a new motor from John Osborn that I hope to get put in this summer at my brother's shop in Nebraska. A HUGE thank you to both Johns!!!

I can't say it enough, I really appreciate the support I always seem to be needing from my fellow club members to keep The Old Lady on the road, and I do my best to give back to the club in any way I can.

Happy A'ing Sherry Wink, Editor

NORTHWEST MO MODEL A FORD MEETING
American Legion Hall Smithville, Missouri
Monday, May 2, 2022

The meeting was called to order by President Larry Harding with the Pledge of Allegiance at 7:10pm.

PRESIDENT: Larry Harding spoke on how hard the board members are working on generating new ideas and getting back to the normal procedures. Larry asked the members to think about what they are interested in doing, seeing, or having the club start or reinstate for the club activities and events.

VICE PRESIDENT: Jody Layne thanked everyone for the great turnout for the Silent Auction tonight. Many members are here for the first time since Covid began. The program for June will be BINGO with hopes that the American Legion Hall will help out with. Jody Asked everyone to make a special effort to make the July meeting because we are going to do a "What's my line" program, which will be very enlightening! She said you may learn things about your fellow club members you never knew before.

SECRETARY: This position is still vacant, the club needs your help!

TREASURY: Dave Silvers reported for the month of April, report was approved as read.

ACTIVITIES: Jeannie Harding reported the car games had a very good turnout. There were nine Model A's and 18 members. She thanked everyone for coming out to support the event and all their help with the games. Hot dogs & chips were served. Because Mother Nature wasn't so kind with the weather, it was very cold & extremely windy, so the event ended earlier than planned. The Ladies luncheon will be at Corner Cafe in Liberty on May 12th at 11:30am. A tour to Fort Osage on May 21. The POA's Regional is June 2-7, the MAFCA National convention is June 12-17 in Kerrville Texas. The Lathrop gas station get together is June 16, Clarence Lawson provided an update, and requested volunteers to help out. The club picnic is June 25 at Tryst Falls, just East of Kearney. Parkville 4th of July parade is in the works and the Nebraska Tour – Take 2 is scheduled for September 9-11. Please check the Road Runner for more information and persons to call.

MERCHANDISE: Dee Gus has stepped up to handle this important position. Dee was absent so Larry gave a report regarding the work that has been done locating a printing company that will work with us on club merchandise. The company "Show Me Logo" is located in Liberty. There will be a \$150 setup fee before printing can begin. Bill Skaggs made a motion to use our funds to proceed and Pat Wishon seconded the motion. With no more discussion, the motion was passed with 25 yes and 0 no's.

TECHNICAL: John Harmon reported that after hours and days of working on our Editor Sherry Winkinhofer's car, he finally found a missing carburetor screw in an intake valve. Sherry's excited that The Old Lady is good to go for the touring season. Tony Flieg will hold the next workshop on product usage for the Model A cars. Watch your newsletter for dates and times.

MEMBERSHIP: Bob Martin reported there are 37 members present tonight. What a great turnout! To date, we have 65 memberships with a total of 115 members and 4 honorary members.

CALLS/CONCERNS: Bill Skaggs provided with an update on Jim Spawn's condition, he is sleeping for days & not eating. Bill asked for prayers for Jim's wife Melissa. New member Dewayne Knotts advised that the American Legion had received a brand-new motor wheel chair to be donated to anyone in need of one, also the have 2 new walkers to give away. Pat Wishon volunteered to announce the birthdays (we all sang) & anniversaries for the month of May. Lyman Ridgeway was present and announced it was their 67th year of loving matrimony and he wouldn't change a thing, Etta was home and doing well.

Jody Layne motioned to adjourn the meeting and Jeannie Harding seconded the motion. Meeting was adjourned a 7:50pm. We all proceeded to enjoy the silent auction.

Acting secretary Jody Layne

MAFFI Newsletter Minute -May 2022



Model A Days, September 16-17, at Hickory Corners are rapidly approaching. If you haven't made your plans for this event yet, there is still time. You can register for the special events that will have limited participation and/or require payment of fees on the MAFFI Website (www.maffi.org) under Model A Days or the Gilmore Website under "Events". Also, be sure to read the articles in both the May/June MAFCA, The Restorer and MARC Model A News.

If you have done it all and think there is nothing at the museum that you haven't seen before, try this, camping at the Gilmore. There is nothing like the experience of walking around the buildings at dusk. With very little imagination you are walking a street in Anytown, USA in 1930. It's not crowded. A word of advice, shoot pictures from a stable position. Your camera shutter will be very slow and unless the camera is stable, the pictures will be blurry. If you get it right, the photos will be breathtaking in the moonlight.

Thank you, Mike DuBreuil, MAFFI, clubcontact@maffi.org

Activities

"Departure places and times for events will be published on the Website and Newsletter the month prior to the event".

June 16th -Ladies Luncheon & Craft

The Warehouse, 117 N Bridge Street, Smithville MO

11:30 Box lunch and drink \$9

Pick out a craft project to work on, prices range from \$20-\$30

June 6th -Monthly Meeting!

BINGO!

June 2nd-7th—Regional Convention

Hosted by Plain Ol' A's

<https://plainolas.com/regional>

June 16th—Lathrop Gas Station get together

Contact Clarence Lawson to volunteer for specific times, or just come on out and join in the fun

June 12th-17th—MAFCA National

Kerrville TX

Check MAFCA.com for more info

June 25th—Annual Club Picnic

Tryst Falls off RTE 92, Kearney

Lunch at 12:30, come early

See article on page 10!

July 4th—Independence Day Parade

Parkville MO, details pending

September 9th-11th—Nebraska Tour

Plans are being finalized

Stay tuned!

If you are planning on joining in on any of the tours or activities, please sign-up at the meeting and include your phone number. You can contact Jeanne Harding at 816-726-4101 cell. That way if an event has to be canceled or has a location or the schedule changed, she will do her best to make sure you are notified!



HOSTED BY: Plain Ol' A's

CONTACT: Bob Hess - Registrar
RobertHess30@gmail.com
 816-668-3902

See www.plainolas.com for more information.
 Itinerary and Meet Registration Form below.

Midwest Regional Meet

Olathe, Kansas

June 2 - 7, 2022



Serving ALL Veterans and the Community




Remembering Those Who Served

AMERICAN LEGION


U.S. MARINE CORPS
U.S. ARMY
U.S. NAVY
U.S. AIR FORCE
U.S. COAST GUARD

Smithville American Legion Post 58
 P.O. Box 158
 Smithville, Missouri 64089
 (816) 532-8115

LOCATED AT:
 Hwy 92 & County Road DD
 Find us on Facebook at:
<http://www.facebook.com/SmithvilleAmericanLegionPost58>



Sunshine/Concerns



Linda Owen is our new Sunshine/Concerns lady! If you know anybody in need of a card or phone call, please let Linda know at (816) 532-8686 or blackfencefarm@att.net

Silent Auction Results!

Sherry Wink

What a great auction we had this year! There was so much stuff to choose from! From rebuilt Model A parts, to Ladies' clip pins, there was something for everybody! And there were plenty of fresh baked products to tempt our taste buds as well! Judy Ismael sent in some wonderful hats and Model A era jewelry that added significantly to the night's grand total when the bidding end! I won several of those items but got outbid on others.

I was so busy watching my bids that I totally failed as an editor in taking pictures! I think everyone was also too busy, so you'll just have to be satisfied with this story!

Per Treasurer Dave Silvers, the final total raised was \$910.00 collected that night, and another \$211.00 pledged for later.

That makes a grand total of \$1121 raised for the benefit of the club. What a great job!!

All you guys really came through with such great donations! This has always been a fun and painless way to earn money for the club, but it wouldn't work if the members didn't contribute great stuff! And of course, other members willing and ready to buy!

The funds raised will definitely be a great help in keeping our club solvent and able to do some fun events for the remainder of the year. Again, thanks to everyone for their contributions to this successful event.

Deadline for the Next Road Runner

The 20th of the preceding month

Email to swinkinhofer@hotmail.com

Or mail to: Sherry Winkinhofer

PO Box 172

Table Rock NE 68447

Club Contact Information:

President Larry Harding (816) 726-4102

All Officers: nwmomodelaclub@gmail.com

Publications: nwmomodelaclub@gmail.com

816-519-2630

Any articles or notes without a byline are written by your editor.

Visit www.nwmomodela.com today!

Please mail any info, pictures, questions & suggestions to:

NWMO Model A Ford Club
 550 S. La Frenz Road
 Liberty MO 64068

Car Games

Submitted by Jeanne Harding

It was a very cold and windy day for the Model A Game Day! However, we had 8 Model A's and one Hot Rod with 19 members and 6 visitors. I think the wind won most of the games! The fish kept flying away! But everyone persevered and I think everyone had a good day.

We ended with hot dogs, chips, drinks and prizes!





Rolex Watches

By Sherry Wink

Rolex watches were first marketed in 1908. They were originally made in London, but after WWI, the company moved to Geneva due to a better economy.

Men's wristwatches did not become widely acceptable until after WWI, when their value was proven in the trenches. Until that point, they were considered too feminine.

Woman's wrist watches have been around since the 1800s, although they were only for royalty and the very rich at first. But they soon became popular as much as exclusive jewelry as they were for telling the time.

The ad shown here is from a 1930-31 Jeweler's catalog, and it features watches prices from \$25 to \$100. Now before you get too excited, in today's prices, that would be from \$400 to \$1700 dollars. Still, probably a bargain since currently the most inexpensive Rolex starts at over \$5000.

The "Rolex Prince" model was available in 14k white or green gold. Interestingly, the price differed according to if you wanted a "government certificate of timekeeping." \$50 without, \$100 with the certificate.

Other models on this page were available in gold filled or white gold, as well as a few being of green gold. Green gold is gold with only a slight hint of green, and is a mix of gold and silver, and perhaps zinc or nickel added for durability. White gold was first commercially available in 1912, but became popular in the 1920s. It has alloys of zinc, silver, and nickel mixed with gold.

The first Rolex Oyster watches were sold in 1926 and were the first waterproof and dustproof wristwatch. This line of Rolex watches is still made today, although with various improvements over the years.

The lady's watches were more delicate than the men's and more ornate as well. The watch in the top right is 14k white gold, with four sapphires and six diamonds!

The Rolex Prince is a brilliant example of Rolex leadership. Through its ingenious and patented construction it has obtained the highest rating ever to be received by a wristwatch at Kew Observatory.

Fitted to an elegant Geneva-made case and supplied with a Government Certificate, there is no finer presentation watch.

14K solid white or green gold with Government Certificate of timekeeping, \$100.00
14K gold filled, white or green, without certificate, \$50.00

R-1000—White or green, \$40.00
R-2000—18K Solid White Gold, \$75.00
14K Gold filled, \$50.00
R-2100—18K Solid White Gold, \$75.00
14K Gold filled, \$50.00
R-2200—18K Solid White Gold, \$75.00
14K Gold filled, \$50.00
R-2300—14K Solid White Gold, \$50.00
Gold filled, \$30.00
R-2400—14K Solid White Gold, \$80.00
14K Gold filled, \$50.00

The ROLEX OYSTER
GUARANTEED WATERPROOF
No matter what you do or where you go the Rolex Oyster maintains its steady beat. WATER, SNOW, SAND, DUST, VIBRATION cannot harm it. Fully guaranteed against all extreme conditions that ordinary watches cannot stand.

With untarnishable case and bracelet, Rolex Precision Movement, \$35.00
Genex Quality Movement, \$25.00

As you might tell from reading this recipe, it's from a Crisco cookbook. It was common for companies to promote their products with recipes books back then. This recipe is from 1931.

Molasses Crumb Pie

Liquid

1/2 cup molasses 1 egg yolk
1/2 tsp baking soda dissolved in 3/4 cup boiling water

Crumbs

3/4 cup flour 1/2 cup brown sugar
2 Tbs Crisco 1/4 tsp salt
1/2 tsp cinnamon 1/2 tsp nutmeg
1/2 tsp ginger 1/2 tsp cloves



To make crumbs, combine flour, sugar, salt, spices—work in Crisco. To make liquid, beat molasses, egg yolk, soda and hot water. Line pan with Crisco pastry, Make alternate layers of crumbs and liquid. Top with crumbs. Bake in hot oven Z(450°F) until crust edges start to brown. Reduce heat (375° F.). Bake until firm (about 20 min.). Serve with sweetened whipped cream.

Crisco Pastry: Sift 1 1/2 cups flour with 1/2 tsp salt. Cut in 1/2 cup Crisco with knives or fork (to make flaky layers as sweet as Crisco itself.) Add only enough cold water (4 to 6 Tbs) to hold ingredients together. Roll out on a lightly floured board.

Brands We Still Know

By Sherry Wink

Clayton Howell was the founder of the Orange Crush Company, which sold "Howell's Orange Julep." In 1911, he teamed up with a chemist by the name of Neil Ward who perfected the blending process for a new orange soda. At that time, real orange pulp was used in the drink. In 1916, they incorporated the company as "The Orange Crush Bottling Company." After improvements made to the formula that year, they marketed the drink as "Ward's Orange Crush." The word crush was a reference to the process of extracting orange peel oil used in the drink. By 1924 there were roughly 1200 Orange Crush bottlers internationally. Real orange pulp was eliminated from the formula in 1930.

Interesting note: The company was so successful, they were able to contract Norman Rockwell to paint twelve illustrations for their advertisements in 1919.



Model A Mystery Part

What is it?

Do you know?

For "Bragging Rights", Send an email to
nwmomodelafordclub@gmail.com
Or to Sherry Winkinhofer
PO Box 172, Table Rock NE 68447



Photo courtesy of Mike's A-
Fordable
Antique Auto

Last Month's Mystery Part

This is an accelerator
spring which mounts onto
the throttle assembly to
return the gas pedal to
the idle position.
Did you know?!




Photo courtesy of Snyder's
Antique Auto Parts

Walt's Old Time Tech Tip

Walt Jones, Tech Director

An interesting article found in the "Motometer," the Utah Valley Model A Club official newsletter:

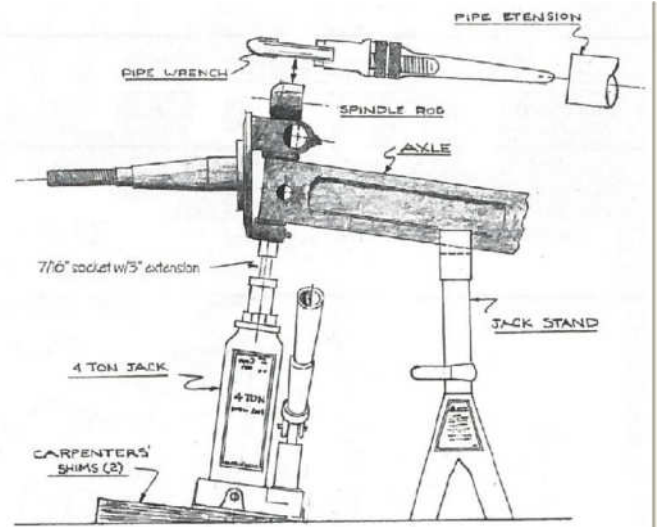
Kingpin Removal

In an attempt to rebuild the front end of my 1929 pickup, I encountered extreme difficulty in removing the two kingpins. They would not turn and/or pull out. I saturated the spindles and kingpins with penetrating oil, placed a four-ton hydraulic jack under the kingpin, and using a 7/16 socket on the end of a three-inch extension from the socket set.

I aligned the extension with the socket at the bottom of the kingpin with the extension sitting on top of the jack. A 3-1/2-inch head stud can be placed up through the kingpin and into the 7/16 socket to stabilize the two together. I jacked up the front end of the car with the hydraulic jack about 1/2-inch, using a 10-inch pipe wrench with a 24-inch pipe for leverage. I turned the kingpin back and forth.

At first, it was very difficult to turn the kingpin, but with numerous applications of penetrating oil, the kingpin started to rotate. After about 10 minutes, the front end dropped back on the car jack, and the kingpin moved up. I continued the procedure until the kingpin broke loose and was easily removed. It took about 45 minutes per side.

By Frank Schray
Illustrated by Norm Ellis



Oh, for the Lack of a Fire Extinguisher!



If you have a carburetor that is leaking a bit, take care of that problem or you could experience this problem.

Also, don't forget that you should be carrying a fire extinguisher.

Fires can also start when the leaking gas soaks an air filter accessory on the carburetor. If you have one, take it off.


The report on this picture said the owner was standing aside and watching his roadster go up in flames. Sad tale but a good reminder.

Found in "the "Distributor," the official newsletter of the Queen City Model A Club Charlotte, North Carolina:

Do YOU carry a Fire Extinguisher?

The summer touring season is underway and it's a good time to inspect your fire extinguisher. If it's past its useful date, there is no time like the present to replace or upgrade it. Don't let your car look like the one in the article to the left!

The Old Lady has a Element E50 fire extinguisher that measures 1" in diameter and 1 foot long. It is good for all types of fires and works for 50 seconds, a much longer time than many popular tank extinguishers. The discharge is safe to breathe and is both non-corrosive and non-toxic. It is attached with a magnetic clip that stays firmly attached to my dash, just to the left of the steering wheel. It's out of the way, but easily and quickly accessible in an emergency. It's also easy to detach and tuck away during car shows.



Found at elementfire.com: \$79.95 and \$119.95



Gasoline Ration Stickers

From: www.carType.com and the Santa Maria A's Headlight Newsletter



If you have been in the "old Car" hobby for a while, chances are that you've seen gas ration stickers in the right corner of the windshields of antique cars. When World War II broke out, the U.S. Office of the Price Administration (OPA) rationed gasoline on May 15, 1942 on the east coast, and nationwide that December to assist in the war effort. This was in reaction to shortages of gasoline, and stickers were introduced to control the amount of gasoline that the public consumed.

By law, the stickers had to be affixed to the lower right side of the windshield. Most car hobbyists have seen the "A" gas ration sticker, but there were several more types issued. The "A" sticker was the most common and was issued to the general public. To get the sticker, you had to certify that you needed gasoline and that you owned no more than 5 tires, which were also rationed during the war.

The "B" sticker was issued to business owners. It allowed them to get more fuel for their business vehicles.

The "C" sticker was issued primarily to professional people, physicians, nurses, dentists, ministers, priests, Mail delivery, embalmers, farm workers, construction or maintenance workers, soldiers and armed forces going on active duty, and several others. The interesting thing about the "C" sticker is that there was list of 17 different occupations and check boxes at the bottom of the form that the person had to check off to qualify for the sticker. In reality, the "C" sticker was probably the most common during the war, as many people tried to qualify to get more gasoline. However, after the war, most "C" sticker users scraped it off their windshield, as they didn't want the world to know their profession.

The "M" sticker was issued to motorcycle owners. This included telegraph delivery and other messenger services who used motorcycles for their business. The "T" sticker was issued to truck drivers. The "X" sticker was issued in special instances for high mileage type jobs such as traveling salesmen.

Reproductions of many of these stickers are available, and they add to the vehicle's restoration.

Found in the May issue of "The Taillighter," newsletter of the Western Lake Erie Region MARC.

Tiny Tip: A Tool for Touring?

by Joe Sillman

A while back, I purchased a Ryobi One+ Inflator. The first time I used it was to top off the Model A tires before going to the Dust-Off. It worked quite well in taking the tires from 32 to 35 PSI. Took it along to the Dust-Off to discuss it and the merits of including it in the Model A Tool box.

We have all seen the cigarette lighter inflators that will maybe handle an air mattress in 5 to 10 minutes, with a full size tire looking like a pipe dream. Thanks to Bob Barker, we were able to try this on a fully deflated Model A Tire.

It took 4 minutes to inflate the tire to 35 pounds, and took less than 1/4 of a 3Ah battery. The hose can be difficult to lock on the valve stem, especially the original metal, but it worked and was easier than a hand pump.

The mainshort comings I see with this are that while inflating, the built in pressure display will read high, but drop back to the true reading when the trigger is released. The other is that my display reads 2 psi high when compared to a traditional tire gauge. Neither one is a show stopper.

For long trips, the latest Ryobi chargers are smaller than the batteries and easy to pack. Care is needed when storing the batteries in areas that will get hot, but I think it should be considered for the Model A Tool Kit. The Home Depot site lists this item at \$37 without a battery or charger, \$164 with battery.



MODEL T AND MODEL A

SWAP MEET

A Fundraiser for the Model A Ford Museum Bus Project

August 27th 2022 from 8AM 'til ???

Ken and Helen Ehrenhofer's
13012 Rtd 176 Woodstock IL 60098

To Secure Your Space Ken-630-697-3906 or Mark-847-302-5900

SAVE THE DATE

THE 2022 MARC NATIONAL TOUR AUGUST 17-19, BARK RIVER, MICHIGAN

OUR HOST HOTEL

ISLAND RESORT AND CASINO
W 399 US-2,

HARRIS, MI 49845

MON-THUR \$80.00/PER NIGHT

FRI-SAT \$119.00/PER NIGHT

<https://www.islandresortandcasino.com/hotel>

800-682-6040

When Making Reservations Please Mention
The CODE "1896" for Special Rates

3 MAGNIFICENT DAYS TOURING MICHIGAN'S UPPER PENINSULA
IN YOUR MODEL A!!



FOR MORE INFORMATION
CONTACT GREG FISH 517-712-7603 OR PHIL 517-937-8669
Email: SEARTONHORNMODEL@GMAIL.COM

Two Big Events in One Summer Parts Swap



Hosted by the Illinois Region MARC

All Makes and Models are welcome
Clean out your garage and attic
Admission \$5 Plenty of free parking

Friendly Ford in Roselle Illinois
333 E. Irving Park Road

Saturday August 13, 2022

8AM til Noon

For Swap spaces
Contact: Carl Hagland
PH: 224-595-6587
Ford1930@att.net

Coffee and Donuts
available

For more info
Contact: Dan Pritchett
PH: 847-980-5076
danbpritchett@yahoo.com

FRIENDLY
Ford

Customer Appreciation Day
Car Show

All Makes and Models
are welcome

Complimentary LUNCH

HOURS 7AM TIL 3PM

For more info Contact: 630-924-8686

MODEL A RESTORERS CLUB
6721 MERRIMAN RD. GARDEN CITY, MI 48135 USA FOUNDED 1952

INTRODUCING OUR NEWEST
MODEL A TEE SHIRT!!

MARC LOGO CLOTHING

"A" LOGICAL
TROUBLE
SHOOTING
PROCEDURE
"T" SHIRT

NOW
AVAILABLE!
\$23.00* TO
YOUR DOOR
S,M,L, XL, 2XL, 3XL*



Makes a Great
Fathers Day Gift!

IT'S FUN, IT'S NEW AND IT HELPS WITH YOUR MODEL A
PROBLEMS.. GET YOURS, NOW!!!
CELEBRATE SUMMER WITH YOUR NEW T FROM MARC

SALES BY CASH CARD OR BY PAY INVOICE ONLY. *PRICE IS DOMESTIC RATE ONLY. PLEASE ADD \$2.00 FOR 3XL.
PLEASE CONTACT THE MARC OFFICE FOR PAYMENT IF NEEDED 734-427-9050
MICHIGAN ORDERS WILL ALSO HAVE SALES TAX ADDED



For Sale / Wanted To place an ad send your information to swinkinhofer @Hotmail.com, or mail to Sherry Winkinhofer

As a service to our members, the area Model A clubs have decided to share our classified ads sections! (this will include Model A specific items only.) Ads will run approximately 3 months unless we are notified that the item is still available.

Wanted: Two front fender braces for '28 or '29 model A. Forged or stamped steel OK.

Contact: Bill Magers cell 641-202-3942 Home 641-782-5809. (05/22)

For Sale: Brand new Brookfield Model A pickup bed. Fits all years, never been used. \$1600

Contact: Chili Canida 816-415-4948 (NWMO 02/22)

For Sale: Iowa License Plates various years from 1915, 1920, 1921, 1928, 1929, 1956, 1959, 1966. Various Prices \$5 - \$25. - Tan Tire Cover - '30 - 31 with ford patch \$15. 1930 Radiator Shell (no emblem) \$80, - 1948 Tucker Die cast Model 1:18 Scale, Blue \$25, 1/64 slot cars 1940 Ford, 1957 Chevy, 1970 Dodge Vans (blue and silver) \$5 each, Bumper type tow bar and brackets \$75.

Contact: Rick Birkenholtz @ (641) 762-3608 (CIMA Jun)

For Sale: 1931 Deluxe 2 door sedan with original motor with matching numbers on frame and engine block. Car is in pieces and has been for several years. Most original parts off vehicle.

Contact: Chuck Hornback @ dsmaus1962@gmail.com.

(CIMA 05/2022)

For Sale: Size Large NWMMAC sweatshirt for sale. \$20.00

Contact: Rosemary Smith 660-824-4207

Wanted: 1930 - 31 Model A Cowl and Firewall with gas tank to get restored, chassis in running condition.

Contact: Rick Birkenholtz @ (641) 762-3608 (CIMA 03/22)

For Sale: A gentleman south of Eudora has parts for a 1931 Model A for sale. Jacks -2 ea, 1931 Model A license plate frame -3 ea, generator -rebuilt, carburetor, new in boxes and cellophane, Motorcraft spark plugs -4 ea, horn brushes, generator brushes, condensers -new 3 ea, hood latch, miscellaneous ignition parts-plug straps, rotors, caps, distributor body, Rumbleseat bumpers-new in package, points-new 4ea. Rebuilt distributor, wheel lugs-new set, miscellaneous wrenches and books

Contact: Don at 913-961-7158

(POA 4/22)

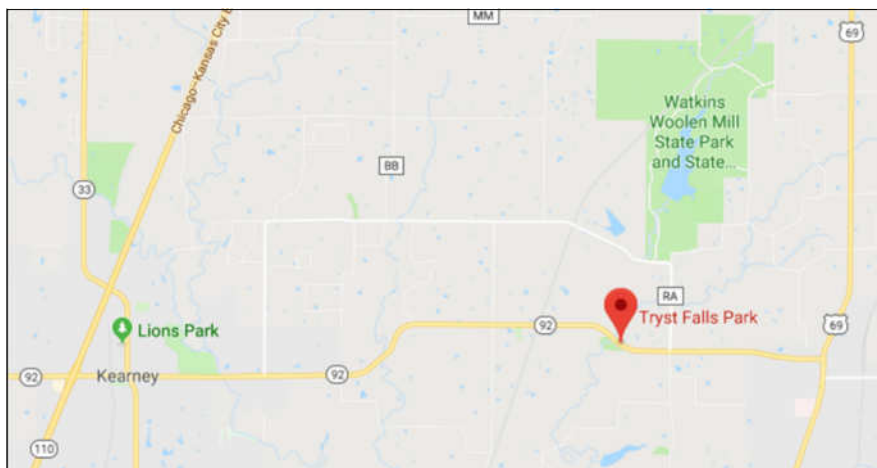
Put your Ad Here!



Tryst Falls Park—Located on 92 HWY, east of Kearney, west of Excelsior Springs

Annual Club Picnic June 25. 2022...

Arrive at 11:30 pm, plan to eat at noon!



This year, the club will be supplying the main dishes including: HOT DOGS, HAMBURGERS, PULLED PORK, BBQ BEANS, SALADS, ICED TEA, LEMONADE, & WATER.

All you need to bring is a dessert to share and a chair! Fun time for all ages, with games & great entertainment!

For more info or questions, contact Jeanne Harding 816-726-4101 or Dee Gust 816-726-6570

The Hardings' have a friend attending this event to film a video promoting our club!

Larry asks that you please consider wearing vintage clothing, or club t-shirts and/or hats, etc. to highlight the club.

Please drive your cars, it would be great to see a nice lineup again!

A-Z Model A Parts

Dean and Libby Kester, Owners
808 S. Cypress
Stockton, KS 67669
Phone: 785-425-8432
email: kestercustoms@gmail.com

BOB BOND'S ARTISTRY

www.
bobbondart
.com

- Pinstriping
- Lettering
- Graphics
- Gold Leafing

- Flames
- Airbrushing
- Logo Designing
- Automotive Art

816-554-1800

Lee's Summit, Missouri

BRATTON'S

ANTIQUE AUTO PARTS



800-255-1929 Phone
www.brattons.com

800-774-1930 Fax
1606 Back Acre Circle
Mount Airy, MD 21771

Your source for Quality Model A Ford Parts since 1976

"HAVE AN 'A' DAY"



1-888-879-6453

email: mike@mikes-afordable.com
www.mikes-afordable.com



Specialising in 1928 - 1931 Model A Ford Parts

ERIC WENINGER
OWNER

2045 S BEDFORD ST
WICHITA, KS 67207

316-619-1821 CELL
316-685-2553 SHOP

www.modelmedic.com
modelamedicllc@sbcglobal.net

THE
MODEL A
MEDIC LLC



STOCKING A FULL LINE OF
NEW AND USED MODEL A FORD PARTS

SPECIALIZING IN FULL SERVICE REPAIRS,
ENGINE, DRIVE TRAIN, AND RESTORATION

AUTO COLOR & EQUIPMENT

524 E. 23rd Street

Independence, MO 64055

TOUCH UP

Aerosols - Bottles

Computerized Color Match Available

PHONE: 816-254-5630

FAX: 916-254-5635

www.auto-color.com

Tom Kautz
Owner

www.tomkautz.com

KAUTZ

Established 1916



Electric
Auto Parts
Auto Glass

Rebuilding Starters, Generators, and Alternators
6volt - 12 volt

920 Commercial St.
Atchison, KS 66002

Phone: (913) 367-1717

THE WORLD'S LARGEST SUPPLIER
OF 1909-31 FORD PARTS!
We Feature American Made Parts

SNYDERS

ANTIQUE AUTO PARTS

12925 Woodworth Road ♦ New Springfield, OH 44443

Toll Free Ordering:

(888) 262-5712

On-Line Ordering:
snydersantiqueauto.com
New Products Added Daily!



FREE
Fully Illustrated
CATALOG
U.S. ONLY



The Northwest Model A Ford Club does not personally endorse or guarantee any products or services advertised in this publication

-Membership is Strongly Encouraged in Both of these Excellent National Organizations-



Model A Ford Club of America

Join on line at *MAFCA.COM*

~Membership Benefits~

The *Restorer* magazine • Technical Support • Local Chapters • National Meets • Era Fashion Guidelines
• "How to Restore Series • Judging Standards and Restoration Guidelines

Dues per year are

U.S. Membership- \$50

Canada/Mexico Membership - \$60

International Membership - \$70

Make checks payable to Model A Ford Club of America

New Membership

**Optional Initiation Package
For New Members Only**

1—Back issue of *The Restorer*

1—MAFCA Lapel Pin

1—MAFCA Decal

1 0 Name Badge

Only \$11 extra

Name _____

Spouse's Name _____

Address _____

City _____

State _____ Zip _____

Country _____ Telephone _____

Permission to publish my telephone number in future Membership Rosters? Yes: ☐ No: ☐

Return this Form and Payment to

MAFCA

250 South Cypress • La Habra, CA 90631-5515



Model "A" Restorers Club

6721 Merriman Rd, Garden City MI 48135

(734) 427-9050 office

(734) 427-9054 fax

Find Membership forms at <http://model-a-ford.org/>

Dues- New or Renewals () US Membership \$50.00

() US Air Mail \$62.00 () () Canada \$60.00 () International 70.00

**New Members Only- Partial Membership:
J/A, S/O & N/D issues only!**

() US Membership 26.00 () US & Canada Air Mail \$36.00 () International \$44.00

IMPORTANT:

Make checks payable to Model "A" Restorers Club (M.A.R.C.)

All Memberships from outside the U.S. are to be remitted by International Money Orders in U.S. Funds (drawn on U.S. Bank) or credit card. And a personal check drawn on U.S. bank (U.S. funds must be stamped on check.)

With your membership you will receive a club membership I.D. card and the *Model "A" News*, our BI-monthly club magazine. In addition, each member is entitled to a free 40 word classified ad in each issue of our international publication, the *Model "A" News* (A good source of parts and information you may need for your car).

Address: _____

City: _____ State: _____ Zip: _____

I give permission to publish my phone number in the future MARC Membership Rosters:

() Yes () No Phone: _____

I give permission to publish my email in the future MARC Membership Rosters:

() Yes () No Email: _____

THE ROAD RUNNER

% SHERRY WINKINHOFER

PO Box 172

Table Rock NE 68447