



The ROAD RUNNER



MAFCA Chapter

MAFCA "Newsletter of the Year 2019", MARC "Award of Excellence" 2019

MARC Region

Officers

President:	Bill Skaggs
Vice President:	Chuck Haber
Secretary:	Terry Richardson
Treasurer:	Gary Dixon
Activities/Tours:	Chili Canida
Technical:	Tony Flieg
Ladies Activities:	Laura Talley
Concerns/Calling:	Jody Layne
Membership/Public Relations:	Myron Schmitt
Newsletter/Webmaster:	Sherry Winkhofer
Property:	Vacant
Director:	Larry Harding
Director:	Mike Owen

Birthdays

Karen Goodwin	03/01	Kay Lawlor	03/24
Lonie Hank	03/01	Laura Talley	03/29
Janice Harmon	03/02	Walt Jones	03/30
Marquita Pace	03/07	Brenda Meyer	03/30
Sharon Kiehl	03/15		

Anniversaries

Clyde & Marquita Pace	03/15
Frank & Julie Parnell	03/17

Monthly Meeting

March 4th

American Legion, 2607 NW State Route 92
Smithville, MO 64089

The Legion provides a dinner menu at a special price
one hour prior to the 7:00 PM meeting.

Board Meeting

March 21st

The 3rd Thursday of each month,
7:00 PM, Woodneath Library Center
8900 NE Flintlock Rd, Kansas City, MO 64157
Visitors welcome

Technical Meeting & Breakfast Club-KC

Big Biscuit in Liberty

Please join us every Wednesday 6:30 am to "whenever"
at the Liberty Corner Shopping Center, at 840 Hwy 291
(816-429-5314)

Technical Meeting & Breakfast Club-St Joe

Every Monday 7:00-10:00 AM

Hy-Vee 201 North Belt Highway, St. Joseph

Ice Cream & Socializing

Every Saturday evening 6:00 PM
Big Burger, 4700 NE Vivion Rd
Kansas City, Mo. 64119

President's Comments:

Plans are moving forward for our first tour of 2024. Chili has a few ideas, so stay tuned!

Just a reminder that this year the Silent Auction, which has traditionally been held in March, has been scheduled for April this year. The weather is a little more predictable by then!

As you might have heard, the American Legion, whose building we meet at, has had a change in their long-term schedule. In order to maximize their fundraising, they will now offer bingo every Monday night. While this should be a great help to them in their mission to fund their many causes, it will require us to change the scheduled day of our monthly meetings.

After much consideration and working with the Legion, the decision has been reached to hold our meeting on the 4th Tuesday of each month, beginning with the May meeting. Mark your calendars for this important change.

It's the first time our club has changed the meeting schedule, but I think you will all agree that our ability to continue to hold our meetings at this awesome venue is worth the change. The fact that the Legion offers meals and doesn't charge us rent for our meeting space is priceless! I, for one, am glad the Legion has worked with us so diligently to find a date that will work out for both of us!

Until warmer weather,

Bill Skaggs, President

"March is the month when springtime awkwardly tries to show up, but winter keeps throwing tantrums."

Editor's Comments:

Time to start working on the Old Lady. I think she has gotten too comfortable sleeping in her garage! I have a new battery on order, and I'm thinking of sending my carburetor out to be professionally rebuilt. There is always something to tinker with on a Model A, right?

I have a young man here in town who loves working on motors, and he is eager to learn more about the car. So I have a willing apprentice, although all I have to share is basic info and the stack of Les Andrews books! He has already asked to take his senior pictures with the car, and I promised him that if he helps me get the spring maintenance chores done, I will teach him to drive her once he gets his license. He can already drive a manual, so he's got a good start; he just has to get the official documents.

We all have to start somewhere, right? One more youngster to bring into the hobby, hopefully!

Happy A'ing—

Sherry Wink, Editor

NORTHWEST MO. MODEL A FORD CLUB MEETING

American Legion Hall Smithville, Missouri

February 5th, 2024

Meeting started at 7 p.m. The Pledge of Allegiance was said. Our Guest speaker talked about their experience flying Hot Air Balloons. It was a very interesting talk!

President Bill Skaggs reported the club's month meetings night would be changed starting in May. We will be meeting the fourth Tuesday of each month instead of the first Mondays like we've always done. This change is due to new events the Legion will be having every month.

Vice President—Chuck Habor talked about a lady who plays Accordion, and will be the entertainment at the March meeting.

Treasurer—Gary Dixon reported on the clubs finances; Starting Balances; Checking Acct: 3184.15, Savings 10,059.23, Total \$13,243.39. Income \$166.00, Expenses \$398.15; Ending balance: \$2952.01, Savings \$62.96, CD \$10,000; Balance \$13,014.97.

Technical - Tony Flieg talked about Maintenance on our Model A's.

Ladies Activities—Laura Talley talked about Valentines Day Dinner at Casones Italian Restaurant.

Membership—Myron Schmitt reported a total of 35 members present and 32 paid memberships who have paid their 2024 dues. .

Meeting adjourned at 8:15 p.m. Secretary Terry Richardson

MAFFI Minute

The Trustees are already planning Model A Days 2024! So far it looks like a candidate for the First Start Event (barn find which hasn't been run in a few decades) has been located. And, the report from the Gilmore Auto Museum is that one of the Event Centers will be finished in time for Model A Days, which will be nice for our Model A visitors.



Other news is that Model A's donated to the museum to be sold for the Model A Museum Expansion are getting checked over and repaired so they are roadworthy to sell. Our hardworking team of volunteers devotes Thursday evening to getting the Model A's in "sale ready" shape.

1. One Model A Tudor (1929) is on the sales floor already.
2. Another 1928 Tudor has had Trustees and friends repairing brakes, gas gauge, and a gas tank, to name a few, so it should be ready shortly
3. A 1929 Fordor Blindback is also in the queue for roadworthiness work.
4. And there are two 1928 Phaetons that we anticipate will be available to sell in the coming months.

Please contact Jerry Dennany, jerrydennany@gmail.com or John Begg, jwbegg@gmail.com for information about these cars or if you have a vehicle you would like to donate to be sold for our expansion fundraising program.

Many of you have been following our Save the Bus project (school bus) and although the bus has taken longer than we anticipated, things are coming along nicely now. The sides are up and all 4 fenders have been installed as well as the bumpers. There's lots of sandblasting, and just plain sanding and priming going on now. Things are getting exciting at Save the Bus Headquarters!

As always, we appreciate your support as we move forward with fundraising. It's all of you that make the Model A Ford Foundation Inc. Museum so awesome.

Cindy Ellenbecker, Model A Ford Foundation, Inc. Trustee/Secretary





Activities

"Departure places and times for events will be published on the Website and Newsletter the month prior to the event".

New Meeting Schedule as of May!! Meeting will be on the 4th Tuesday of each month
Mark your calendars for this important change

A Shakedown Tour is being planned for March, but the date has not been finalized. Check for sign-up sheets at the March meeting and keep an eye on your email!

April 4 -6 -MARC 2024 Membership Meet
Joliet IL

Hosted by the Joliet Region of the Model A Restorers Club
<https://model-a-ford.org/>

May 18th—Tour to Plattsburg Mural Dedication
Hold the Date!

May 21-23-MARC 2024 National Tour
Berlin, Ohio
Jim Zimmer Rod Cotter
(614) 353-8236 (248) 701-5579

June 23-29-MAFCA National Convention 2024
Ruidoso, New Mexico
Hosted by the Southwest Model A's
<https://www.southwestaventures.com/>

If you are planning on joining in on any of the tours or activities, please sign-up and include your phone number, or you can contact Chili Canida at (816) 415-4948 (home phone) That way if an event has to be canceled, or has a location or schedule change, he will do his best to make sure you are notified!

Valentine's Day Dinner

Submitted by Loura Talley

We had a great turnout for the Valentine's Day Dinner!

Everyone was impressed by how the restaurant had our table arranged so we had privacy and were able to visit. The food was delicious!

We had a drawing for the door prize of a gift certificate from Cascone's, which Chili Canida won.

As the finale of the evening, Bill and Sandy Skaggs were celebrating their 60th anniversary and were presented with a "Diamond" to commemorate the occasion!

Thanks to everyone for making this a wonderful evening!




Special Report!

Member Gary Dixon will be part of a special segment on KCTV 5 6:00 news Monday March 4th for National Heart Month. Reporter Sharon Chen's story focuses St. Lukes Hospital's heart transplant program and includes an interview with Gary, who received a new heart in 2017 and with the mother of his donor, Carthesa Hutson.

Tune in if you get the opportunity! If

Gary Dixon with donor Chris Hutson Jr.'s family in February 2021



Cares & Concerns

Our Sunshine/Concerns Lady is Jody Layne.
If you know of anyone that could use a call or a card, please let her know at 816-225-7680 or send her an email at jolayne60@yahoo.com

Club Contact Information:
President Bill Skaggs (816) 807-6300
All Officers: nwmomodelafordclub@gmail.com
Publications: nwmomodelafordclub@gmail.com
816-519-2630

Any articles or notes without a byline are written by your editor.

Visit www.nwmomodela.com today!
Please mail any info, pictures, questions & suggestions to:
NWMO Model A Ford Club
3509 N Park
Kansas City MO 64116
Or email:
nwmomodelafordclub@gmail.com

ON THE PASSENGER SEAT

A little entertainment for the passengers amongst you or a bit of puzzling for the driver!

SPEEDSTER	SEDAN
STANDARD	QUAIL
ROADSTER	TUDOR
PHAETON	DELUX
VETERAN	VAN
PICKUP	COUPE
CLASSIC	WOODY
VINTAGE	MAFCGB
MODELA	HOTROD
FORDOR	CONVERTIBLE

MODEL A WORDSEARCH

R E K C A B R E H T A E L K
C D R A D N A T S T V C V A
L O D P H A E T O N D O C N
A V E A A R A S E D A N H D
S E A L R O A D S T E R D A
S T Q N B H L H O X U L E D
I E U T H I O R A E E R M E
C R A V R R T T A U A W A V
M A I C O O F R R E O O F I
O N L D D T D V E O B O C N
D O U L R E P A A V D D G T
E T Y C O U P E N F N Y B A
L T C L F P I C K U P O T G
A S P E E D S T E R T D C E

**MODEL A FORD CLUB OF AMERICA
BOARD OF DIRECTORS MEETING HIGHLIGHT
SANTA MARIA, CALIFORNIA
DECEMBER 2, 2023 8:00 AM PACIFIC TIME**

National Conventions

June 23-28, 2024 Ruidoso, New Mexico
Host: Southwest Regional Group

May 31-June 7, 2026 Pendleton Oregon
Host: Blue Mountain A's 2028 - ..

Open National Tours .

June 16-20, 2025 Civil War Battlefields Tour (Virginia)
Host: Dallas Chapter

2027 - Open

2029 – Open Highlights – December 2, 2023

National Awards Banquet

December 11-15, 2024 Salt Lake City, Utah
Host: Utah Valley A's

2025 – Open

2026 – Open

December 1-4, 2027 Visalia, California
Host: Charter Oaks A's

Submitted by Kay C. Lee, 2023 Secretary
Updated 12/4/2023

Update from Arizona

I still have a few minor things to do, but I wanted everyone to know that after nearly five years, I finally finished our Speedster (just in time for the Super Bowl!) We've named it "Chief". Many thanks to all of the club members who encouraged and helped put this turtle on top of the fence post! John Harmon, Charlie Ishmael, Tony Flieg, Bill Skaggs, Lonnie Hank and many more. Chili Canida helped me find my trunk lid ('40 Ford hood). John Harmon drove his truck up to a little town east of Chillicothe where we picked it up. And I can't forget Clarence Lawson and his help as well! I couldn't have done it without all of you!!!

We miss you all! Give us a call if you head out this way and will take the Speedster out for a spin!

Raul and Jeannie Salmon



A Small but Necessary Accessory

By Sherry Wink



Women's Imported Lawn Hemstitched Handkerchiefs
 Multicolor embroidered corners. Size, about 9 3/4 x 9 3/4 in. Shipping weight, 4 ounces. **25N4330** Box of 3 assorted... **59c**

Women's Silk Crepe de Chine Handkerchief
 With neat lace edge. Hand embroidered multicolor corners. State pattern number desired. Size, about 9x9 inches. Shipping wt., 1 oz. **25N4371**—Each... **50c**

In these days of disposable tissues and wet wipes, it's rare to find someone who carries an actual fabric handkerchief. But in the era, I imagine every one's dresser had a drawer full! Plain cotton for everyday, silk or linen for dressier or more formal events. Men's carried quite large squares of approx. 15 to 16 1/2 inches, while ladies' were a more delicate size of 9 3/4 or so. A few larger women's squares could be found at 13" in size.

Ladies' handkerchiefs came in a wide variety of styles, colors, textures, and purposes. Hand-embroidered, edged with crocheted or tatted lace. Made of silk pongee, cotton lawn, or Irish linen. Hemstitched, open-work, woven borders, printed designs—the varieties are endless. These essential items could be bought by the boxful for simple cotton versions. More elaborate ones might be in a lovely box, perhaps as a set of three.

Men also had an amazing selection to choose from. The same textiles as ladies, just in larger sizes. Minus the lace, of course. But men could get fancy with silk or linen options. They could buy handkerchiefs to match their ties, or even get their hankies monogrammed.



Hand Embroidered
 Hand Embroidered Handkerchiefs
 Colored woven borders, good quality lawn. Multicolor embroidery. Size, about 13 inches. **25T4430** Postpaid... **65c**

Imported Scalloped Lawn Handkerchiefs
 With applied cut corners. Size, about 9x9 in. **25T4430** Postpaid Box of 3 assorted... **\$1.25**

Women's Lawn Printed Handkerchiefs
 With neat hand loom embroidered corners. 1/4 inch hem. Size, about 9 3/4 x 9 3/4 inches. **25T4434** Postpaid Box of 3 assorted... **45c**

Women's Lawn Handkerchiefs
 Neat borders; hand-embroidered corners. 1/4 in. hem. Size, about 10x10 inches. **25T4423**—Box of 3 assorted... **42c**



Men's Novelty Cotton Handkerchiefs
 A special assortment of men's novelty handkerchiefs of extra quality lawn and distinctive type. Size, about 16 1/2 x 17 in. **25T4546**—6 assorted, Postpaid... **\$1.00**



BIG VALUE
 6 for **\$1.00**

Men's Novelty Cotton Handkerchiefs
 A special assortment of men's novelty handkerchiefs of extra quality lawn and distinctive type. Size, about 16 1/2 x 17 in. **25T4546**—6 assorted, Postpaid... **\$1.00**

No one left home without at least one of these essentials tucked away somewhere. And I'm sure many a mom and grandmas had a lot more than one in their pockets!



Men's Good Quality Cotton Colored Cord Handkerchiefs
 Size, about 16 1/2 x 16 1/2 in. Shipping weight, 3 ounces. **25N4529** Pkg. of 3 assorted... **50c**

Men's Silk Handkerchiefs
 With hand rolled edge. Patterns 1 and 3 are made of good quality silk. Pattern 2 is Georgette. Size, about 17x17 inches. State pattern number. Shipping weight, 2 oz. **25N4576**—Each... **85c**

Men's Porto Rican Hand Drawn Linen Handkerchiefs
 State pattern number. Size, about 16 1/2 x 16 1/2 inches. Shipping weight, 2 oz. **25N4563**—Each... **42c**

Men's Linen Initial Handkerchiefs
 Colored initial. Size, about 17x17 inches. All initials except I, O, U, V, X, Y and Z. Print initial. Shpg. wt., 6 oz. **25N4564**—Box of 3 of one initial... **\$1.15**

Men's Linen Initial Handkerchiefs
 Hand drawn thread. All initials except I, O, U, V, X, Y and Z. Print initial. Size, about 16 1/2 x 16 1/2 in. Shpg. wt., 6 oz. **25N4557** Box of 3 of one initial... **95c**

A fun recipe from a Wesson Oil ad from 1928. Note there is no sugar in this recipe, All sweetness comes from the berries and a little sugar added to the berries!

Strawberry Shortcake

- 1/3 cup of Wesson Oil
- 2 cups flour
- 12 cup milk
- 4 tsp baking powder
- 3/4 tsp salt



Sift together the dry ingredients and stir in the milk, then the oil. Divide the dough and on a board roll or pat into two rounds nine inches in diameter. Place one in a deep round pie tin or on a baking sheet. Brush with Wesson Oil and place the other round on top. Bake for twenty-five minutes in a hot oven of 400 degrees F. raising the temperature to 425 degrees F. the last ten minutes to brown well.

With a fork lightly separate the two sections and butter the lower one. Cover with slightly mashed and sugared berries. Put on the upper section. Cover with whipped cream and garnish with whole berries. Serve preferably while still warm.

Brands We Still Know

By Sherry Wink

A group of clock builders headed by Charles Stahlberg chose Peru, Illinois as their new business location in 1884. They were basing their designs on a new idea of Stahlbergs. They called their new company "The United Clock Company" incorporated in 1885. Unfortunately, the new company quickly went bankrupt. Reorganized as the "Western Clock Company" in 1887, it again failed and was then again reorganized it in 1888, this time as the Western Clock Manufacturing Company, which finally was viable. The company was a significant maker of dollar watches, beginning in 1899 and until the 1990s. The dollar watch was intended to be affordable to any working person. The company patented "The Big Ben" alarm clock in 1908 and began marketing it in 1909. In 1910, this innovative design became the first alarm clock advertised nationally, with ads placed in the Saturday Evening Post. The companies trademark of "Westclox" was first used on the Big Ben alarm clock as of 1910, but was officially trademarked until 1916. In 1919, the company incorporated as the Western Clock Co., Ltd. In 1931, the company merged with the Seth Thomas Clock Company.



1929 Ad

The below is an excerpt from a tri-fold flyer on Touring Guidelines that is available from the MARC webpage, shared by the Western Lake Erie Region. This flyer includes some great advice about planning, conducting and participating in a Model A tour. The entire flyer is available at <https://model-a-ford.org/top-page-1/resources/group-touring-guidelines/>

(Editor's Note: I made a few minor edits to comply with our club's established touring guidelines.)

MODEL A GROUP TOURING GUIDELINES



Safety is the number one priority in any tour; safety of the participants, and to the public.

III - PARTICIPATING IN A TOUR

-GETTING READY FOR THE TOUR-

- **Have your Model A in good working order.**
- **Consider installing seat belts and turn signals. Bring your CB/walkie-talkie and cell phone.**
- **Put tools, parts, and supplies in your Model A.**

- ASSEMBLING FOR THE TOUR-

- **Arrive with a full tank of gas!**
- **Be attentive during the drivers' meeting.** This is when you'll get a map, driving directions, and special instructions about the tour.
- **Depart the parking lot in the order directed by the Tour Leader.** If the group of Model A's is larger than 5, the Tour Leader may break the Model A's into two or more groups that will depart a few minutes apart. This is safer than a large group.

-DURING THE TOUR-

- **Listen for important directions on the CB club channel, or your cell phone.** Don't use the CB for idle chit-chat.
- **You are responsible for keeping the person behind you in sight.** Check your rearview mirror often, especially when making a turn or at a fork in the road. Slow down so the person following can see where you are turning. Generally maintain a safe distance behind the car in front of you, but don't lag behind the group. Notify the Tour Leader if you or another car gets left behind.
- **Check your rearview mirror for faster modern cars/trucks moving up among the Model A's.** Use the CB or flash your lights to alert the Model A's in front of you of a passing modern car. Back off to allow the car to pass. Holding faster drivers behind often creates very dangerous situations.
- **Clearly signal all turns.** When waiting to make a left turn, keep your wheels straight ahead until you are ready to turn. (If you're struck from behind with your wheels turned left, you will be propelled into oncoming lanes with possible tragic results.)
- **Run with your lights on.** At your discretion, you may choose to leave your lights off if concerned about battery discharging.
- **Remain in the same lane.** If a lane change is needed, the last car should shift lanes first and allow the others to merge in.
- **Notify the Leader if you must leave the tour.** Making a side stop could lead other Model A's to leave the tour route or wonder if you are experiencing problems or are lost. If you must leave the tour for gas, notify a nearby Model A.
- **Carry a cell phone with you.** Carry your cell phone and a list of club cell phone numbers with you on a tour for emergency use. But no texting while driving!

**Remember: Safety is more important than anything else!
If something seems unsafe, don't do it!**

Model A Mystery Part

What is it?

Do you know?

For "Bragging Rights", Send an email to nwmomodelafordclub@gmail.com
Or to Sherry Winkinhofer
PO Box 172, Table Rock NE 68447



Photo courtesy of Mike's A-Fordable

Last Month's Mystery Part

This is a tricky one with no scale to go on. But it is a brass slip ring that goes between the gas gauge assembly and the outer nut that holds the gauge in the gas tank.
Did you know?!



Photo courtesy of Snyder's Antique Auto Parts

Tony's Tech Tips

An interesting article found in the "Taillighter", the official newsletter of the Wester Lake Erie Region, MARC.

"HIDDEN" OIL POINTS

by Eric Engle


While pampering my 31 Coupe (oil/filter change, lube, etc.), I happened upon Paul Shinn's video on just that subject. It's an excellent video, covering all aspects of doing the job right. I thought maybe I should bring to light some of the "hidden" areas that need lubrication also...spots that are often overlooked, or forgotten.

Using a 1 oz. plastic bottle with a needle tip (from Amazon, Hobby Lobby, etc.), fill with 30W oil to reach the following: Hood hinges (3), Door hinges, Horn armature felts (2), Distributor "base oiler" cup and (if you have one) the hole in the top of Cam Screw, throttle linkage cups (2) (mounted to back of block), and all brake rod Clevis Pins. Also, be SURE to squirt some oil from your oil can onto the front engine mount where it passes through the front crossmember. Strange noises can come from that area if it isn't periodically oiled. And don't forget to periodically lubricate the speedometer cable with a dry graphite.

With a good spray lubricant (i.e. Lucas Oil Red N Tacky Grease, White lithium grease, etc.), spray the brake cross shaft where it passes through the frame. Also remember to add some lube up inside the parking brake mechanism and inside door latches. And don't forget to put a small dab of silicone grease on the points cam inside your distributor. Your point's rubbing block will thank you.

These are some of the "hidden" areas that require lubrication every so often, to help keep your car in tip-top working condition for years to come. Be sure to check out Paul Shinn's excellent video series on this subject:

<https://www.youtube.com/watch?v=hMvUtljHY>




Hood Hinges (3)



Door Hinges



Distributor Oil Cup



Remove Horn shell



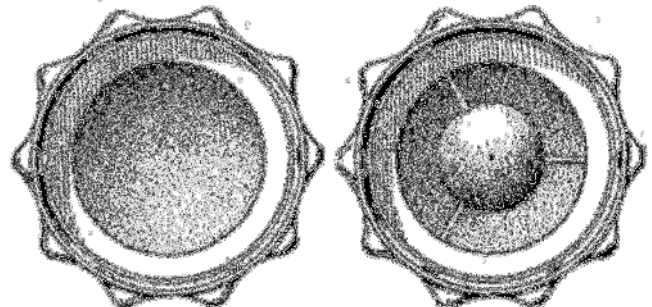
Horn Armature Felts (2)

March 1928 Ford Service Bulletin

GASOLINE TANK AND RADIATOR FILLER CAPS

While the outward appearance of the gasoline tank and radiator filler caps are the same, the inside construction of the caps is different. The gasoline tank cap has a vent hole drilled in the center of the raised portion (see Fig. 520) which allows air to seep in through the six openings in the cap and prevent a vacuum forming in the tank.

Care must be exercised to see that the caps are not mixed. Should a radiator cap be installed on the gasoline tank it would cause a vacuum to form in the tank and prevent the gasoline flowing to the carburetor.



RADIATOR CAP

GAS TANK CAP

Fig. 520



Found in the Script "A" News Feb 2024 Issue "Ain't it the truth!"

Sage advice found in "The Quail", the official newsletter of The Model A Ford Club of Great Britain:

TECHNICAL TORQUE!

Pilot bearing removal from flywheel by John Buckley.

Well, I'd heard the rumor, but never tried it before. However, it works! I had to remove a very tight pilot bearing the other week and my usual method of using grease resulted in nothing but the grease squirting onto my overalls. OK, time for a rethink so checked on YouTube: <https://www.youtube.com/watch?v=nRXLXdCq4M> and packed bread (Morrisons wholemeal since you ask) into the orifice, whacked it few times with a well-fitting rod, re-packed with more bread and re-whacked with more hammer blows.

By Gow, the bearing came as neatly as pie! Great method, especially if the domestic controller is not at home.



At Sam's Club, wearing a "Ford" ball cap, an older gentleman looks at my cart and say, "You must own a Model A."

- MARC Facebook



For Sale / Wanted To place an ad send your information to swinkinhofer @Hotmail.com, or mail to Sherry Winkinhofer

As a service to our members, the area Model A clubs have decided to share our classified ads sections! (this will include Model A specific items only.) Ads will run approximately 3 months unless we are notified that the item is still available.

For Sale: 1973 Red Phaeton for sale: 1 owner, automatic transmission. Really clean, appraised at \$20,000.

Contact: Chet Atkins 816-813-8548



For Sale: 1931 Tudor Model A 69,000 miles, Excellent condition.

Contact: George Eckstein Boone, IA, schonesland@Yahoo.com 515-230-9910. (CIMA 12/23)

For Sale: 1930 Ford Tudor. Excellent condition. Overland Park, Kansas. \$18,500 or best offer.

Contact: Richard, 913-384-6700. (POA 12/23)



From the March 1928 Ford Service Bulletin

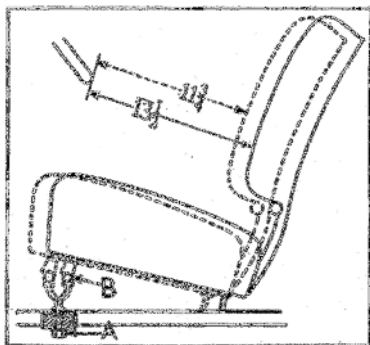


Fig. 467

The distance from the back of the driver's seat to the steering wheel rim measures 13 1/2", this adjustment having been found most satisfactory for the average driver.

If, however, an owner prefers to have the seat moved closer to the wheel, it can be easily done by removing hinge pin (see B, Fig. 467) loosening nut "A"

and turning the seat hinge to position shown by dotted line. This moves the seat 1 3/4" closer to the wheel. After making adjustment, be sure to replace cotter key in hinge pin and tighten lock nut. If desired, the front passenger seat can be moved up in the same manner.

Tech Tip from MARC

—From a Technical seminar presented by Ron Ehrenhofer



Many members are now using John Deere corn head grease in the steering gear instead of the usual 600w oil.

The corn head grease is a polyurea grease that is thixotropic. It is a gel when resting and turns into a liquid when under use.

This makes it perfect for steering boxes because of how much they tend to leak.

MAFCA Membership Moment

I would like to introduce myself, my name is Chester Wojcik and I hold the position of Membership and Marketing Director for the 2023-2024 year. There are a number of very important membership tools that you can use to increase your membership in your own club as well as spread the word to others about our hobby:

The MAFCA Free Membership program continues: It is designed to strengthen the Chapters and has no limit as to the number you can give. When a new member joins your chapter, you can give them their first years membership in MAFCA for free. I encourage them to purchase our new member package, to receive their first Restorer sooner.

MAFCA has a recruiting tool called the Event Kit for use at events where you would normally have a booth to talk about your Model A's. This kit is available for your use and includes a very nice table cover, posters, membership forms and other informative materials. Available from me at membership@mafca.com.

MAFCA has a very successful Facebook Group. It's called MAFCA-Model A Ford Club of America. We feature a daily Topic that I am sure you will find enjoyable. Answers to technical questions are readily available almost instantly. The page is designed to be entertaining and informative. I hope the activity on the page will continue to help us sign up many new members.

All of these are designed to help you enjoy our Model A Hobby.


AUTO COLOR
 & EQUIPMENT

524 E. 23rd Street Independence, MO 64055

TOUCH UP Aerosols - Bottles

Computerized Color Match Available

PHONE: 816-254-5630

FAX: 916-254-5635

www.auto-color.com

**BOB BOND'S
ARTISTRY**

www.bobbondart.com

- Pinstriping
- Lettering
- Graphics
- Gold Leafing



- Flames
- Airbrushing
- Logo Designing
- Automotive Art

816-554-1800

Lee's Summit, Missouri

BRATTON'S

ANTIQUÉ AUTO PARTS



800-255-1929 Phone

www.brattons.com

800-774-1930 Fax

1606 Back Acre Circle

Mount Airy, MD 21771

Your source for *Quality Model A Ford Parts since 1976*

"HAVE AN 'A' DAY"



Kelly A Lindeman

1-888-879-6453

email: mike@mikes-afordable.com

www.mikes-afordable.com



Specialising in 1928 - 1931 Model A Ford Parts

Tom Kautz
Owner

www.tomkautz.com

KAUTZ

Established 1916



Electric
Auto Parts
Auto Glass

Rebuilding Starters, Generators, and Alternators

6volt - 12 volt

920 Commercial St.

Atchison, KS 66002

Phone: (913) 367-1717

ERIC WENINGER
OWNER

2045 S BEDFORD ST
WICHITA, KS 67207

316-619-1821 CELL
316-685-2553 SHOP

www.modelmedic.com

modelamedicllc@sbcglobal.net

**THE
MODEL A
MEDIC^{llc}**



STOCKING A FULL LINE OF
NEW AND USED MODEL A FORD PARTS

SPECIALIZING IN FULL SERVICE REPAIRS,
ENGINE, DRIVE TRAIN, AND RESTORATION

**THE WORLD'S LARGEST SUPPLIER
OF 1909-31 FORD PARTS!**

We Feature American Made Parts

SNYDER'S
ANTIQUÉ AUTO PARTS

12925 Woodworth Road ◊ New Springfield, OH 44443

Toll Free Ordering:

(888) 262-5712

On-Line Ordering:

snydersantiqueauto.com

New Products Added Daily!



FREE
Fully Illustrated
CATALOG
U.S. ONLY



Commercial advertising space is available for \$25 per year for a business card size space (approximately 2 x 4) or \$50 per year for a quarter page (approximately 4 x 4). These ads are also included on our website at www.nwmodela.com For more info, contact us at nwmodelaclub@gmail.com

-Membership is Strongly Encouraged in Both of these Excellent National Organizations-



Model A Ford Club of America

Join on line at *MAFCA.COM*
~Membership Benefits~

The Restorer magazine • Technical Support • Local Chapters • National Meets • Era Fashion Guidelines
 • "How to Restore Series • Judging Standards and Restoration Guidelines

Dues per year are

U.S. Membership- \$50	Optional Initiation Package For New Members Only
Canada/Mexico Membership - \$60	
International Membership - \$70	

Make checks payable to Model A Ford Club of America

New Membership

1—Back issue of **The Restorer**
 1—MAFCA Lapel Pin
 1—MAFCA Decal
 1 0 Name Badge
 Only \$11 extra

Name _____

Spouse's Name _____

Address _____

City _____

State _____ Zip _____

Country _____ Telephone _____

Permission to publish my telephone number in future Membership Rosters? Yes: ___ No: ___

Return this Form and Payment to
MAFCA
 250 South Cypress • La Habra, CA 90631-5515
 (562) 697-2712 Monday - Friday from 10AM



Model "A" Restorers Club

6721 Merriman Rd, Garden City MI 48135
 (734) 427-9050 office
 (734) 427-9054 fax

Find Membership forms at <http://model-a-ford.org/>

Dues- New or Renewals () US Membership \$50.00
 () US Air Mail \$62.00 () Canada \$60.00 () International 70.00

**New Members Only- Partial Membership:
 J/A, S/O & N/D issues only!**

() US Membership 26.00 () US & Canada Air Mail \$36.00 () International \$44.00

IMPORTANT:

Make checks payable to Model "A" Restorers Club (M.A.R.C.)

All Memberships from outside the U.S. are to be remitted by International Money Orders in U.S. Funds (drawn on U.S. Bank) or credit card. And a personal check drawn on U.S. bank (U.S. funds must be stamped on check.)

With your membership you will receive a club membership I.D. card and the *Model "A" News*, our BI-monthly club magazine. In addition, each member is entitled to a free 40 word classified ad in each issue of our international publication, the *Model "A" News* (A good source of parts and information you may need for your car). _____

Address: _____

City: _____ State: _____ Zip: _____

I give permission to publish my phone number in the future MARC Membership Rosters:
 () Yes () No Phone: _____

I give permission to publish my email in the future MARC Membership Rosters:
 () Yes () No Email: _____

THE ROAD RUNNER

% SHERRY WINKINHOFER
 PO Box 172
 Table Rock NE 68447