




The ROAD RUNNER



MAFCA Chapter

MAFCA "Newsletter of the Year 2019", MARC "Award of Excellence" 2019

MARC Region

Officers

President:	Junior Blakley
Vice President:	Larry Harding
Secretary:	Jody Layne
Treasurer:	David Silvers
Activities/Tours :	Steve Talley
Technical	Walt Jones
Concerns/Calling	Volunteer Needed!
Membership/Public Relations:	Mary Lou Matteson
Merchandising:	Bill Matteson
Raffle	Volunteer Needed!
Newsletter/Webmaster:	Sherry Winkinhofer
Property:	Lonie Hank
Director:	Loura Cook
Director:	Bill Skaggs

Birthdays

Cleta Mallory	05/10	Fred Kiehl	05/18
Sharon Silvers	05/10	Peggy Richardson	05/21
Ray Meyer	05/11	Frank Chrane	05/24
Harvey Roseberry	05/16	Sonny Norris	05/25
Linda Thompson	05/16	Lance Romig	05/31

Anniversaries

Jim & Sandi Shaw	05/01
Lyman & Etta Ridgeway	05/08
Bob & Nancy Hess	05/17
Bob & Donna Martin	05/17
Lance & Maudina Romig	05/19

Monthly Meeting

May 3d Meeting!

Board Meeting

May 20, 2021 via Zoom

If you would like to participate as a guest at the Board meeting, please contact Sherry for a Zoom Invite via email.

Model A Club Breakfast meetings are on the schedule! Social distancing, and masks will apply. All are welcome

Technical Meeting & Breakfast Club-KC

Big Biscuit in Liberty

Please join us every Wednesday 7:00 am to "whenever" at the Liberty Corner Shopping Center, at 840 Hwy 291 (816-429-5314)

Technical Meeting & Breakfast Club-St Joe

Every Monday 8:00-10:00 AM
Hy-Vee 201 North Belt Highway, St. Joseph

Ice Cream & Socializing

Every Saturday evening 6:00 PM

President's Comments:

Is it not nice for it to be spring again? ! Got the Coupe out last weekend. Checked the fluids and cleaned it up a little bit. Well, that was not good enough, so I had to drive it to church the next day. While I was there, someone referred to it as my jalopy. Can you believe a durable automobile that helped build this nation being referred to this way? You can be sure I corrected him!

Sure was nice to get back to having a meeting again. Though it was smaller than I would have liked, it's a start and something to build on. We had what I believe was a good meeting. I'm looking forward to the May meeting!

It's a shame our Shakedown Tour was canceled due to weather. But there are a number of other spring tours being planned, so look for them and let's hope a lot of you can make them! Although, by the time you read this, some of them might have already happened. The club picnic in the planning stage for June. This is always a favorite outing for me! A garage day is also in the works for a weekend in May. The calendar is starting to fill up! Make plans to enjoy as many of these as you can and make it fun summer!

There are plans for a Silent Auction later this year, so don't give up on this great fundraiser and also a great time for all of us. Stay tuned!.

Junior Blakley, President

Editor's Comments:

I started up the Old Lady for the first time since October! She was a little grumpy, but with a little gentle coaxing, she was soon purring away. Provided the weather continues its upward trend for the weekend, I plan on taking her for her first outing this coming weekend. She was supposed to be out a week earlier for the Shakedown tour, but since the weather didn't cooperate, we'll just have to try again!

It was a shame that our Shakedown Tour had to be cancelled, as well as the planned car show by the American Legion, but who expected freezing temperatures in April! At least it wasn't the several inches of snow that we got hit with on Tuesday morning! But if you look at the calendar, there are numerous events to help get our cars out of the garages and back on the roads.

I'll have the Old Lady out this weekend, holding court at the Platte County Tea Fundraiser for the Arts put on by the Platte City Friends of the Heart at the Eighteen Ninety event center. Our cars will be lined up for photo ops for the hostesses that are picking up the caterer's boxes for the social bubble Zoom tea taking place. Jody will also be bringing her A. And, a special thing to me, is that our late friend Ron Anderson's car will also be there, driven by its new owner, Ron's grandson Jeremy! It's good to see these cars loved and staying in the family. What a treasure Jeremy has!

Happy A'ing
Sherry Wink, Editor

NORTHWEST MO MODEL A FORD CLUB MEETING
American Legion Hall, Smithville, MO
April 5, 2018 7:00 p.m.

GREETERS – Mary Lou Matteson

PRESIDENT... Junior Blakey call the meeting to order at 7:05 pm followed by the Pledge of Allegiance.

VICE PRESIDENT - Larry Harding reported he had a program ready for our May meeting, we are looking forward to that.

TREASURER - Dave gave the following financial report: starting balance at 3/1/21- \$13,501.49, with checking of \$3,477.25; savings \$10,024.24. Ending balances as of 3/31- \$13,553.30, checking \$3,528.85; savings \$10,024.45. Report was accepted as read, motion made by Pat Lawlor and seconded by Bill Skaggs. The question about changing banks due to them now starting to charge fees for banking, was resolved by Dave Silvers after he inquired about the fee. It was determined that the bank had made this in error and refunded the amount back to the account. So we will not need to find another bank at this time.

SECRETARY - The minutes were accepted as read, motion made by Pat and seconded by Larry.

CARES & CONCERNS - Junior reported on Terry Richardson getting stronger every day, but was still having a difficult time talking, had to imagine must be really quiet in the Richardson's house. Bill Skaggs reported on Jim Spawn, still doing about the same. Gary and Rosemary Smith sure could use some cheering up and encouragement, along with Lyman & Etta could also use some prayers. Judy Ismael is doing good, although she still has good days and bad, but working on trying to make it to a meeting sometime soon. **WE STILL NEED A VOLUNTEER FOR THIS POSITION**

RAFFLE - Jody was in contact with Glenda, who indicated she needed a break (well deserved) from her position. Her hard work has been much appreciated and looked forward to every month. So this position is open for anyone who could fill in. You don't have to be as good as Glenda did, but it's an important position that helps the club keep solvent. The club brought up doing a 50 -50 raffle next month with \$1.00 per ticket, \$5.00 for 6. Jody made a motion and Steve seconded it. The club voted in favor.

TECHNICAL - Walt reported there will be a garage day May 15 at 9:00am at Chili's garage. Information will be in the Road Runner

ACTIVITIES - Steve Talley had signup sheets for the following tours: Shakedown April 17, American Legion event April 24, Garage day & Lady's lunch May 15, Poker Run Tour May 22, Club Picnic June 26. **TENTATIVE FUTURE DATES:** Battle of Lexington Sept 19, Lathrop Festival Oct 8 & 9, Nebraska Overnight Tour September 24-25-26, Christmas party December 5. Check your newsletter for dates and times.

MERCHANDISE - Bill Matteson had club merchandise on display and was taking orders for items. It was nice to be able to see the shirts the club has for sale.

MEMBERSHIP – Mary Lou reported the club has 57 paid members this year. Question was asked in regards to club business cards, Mary Lou said there is still an adequate supply.

Motion was made to adjourn by Jody and seconded by Bill Skaggs at 8:03pm

Submitted by Jody Layne



Sunshine/Concerns



Loura Cook is temporarily filling in for Etta as our Sunshine/Concerns lady! If you know anybody in need of a card or phone call, please let Loura know at (816) 632-1776 or louracook35@gmail.com

MAFFI Newsletter Minute-April 2021

Buy A Brick

One of the ways that you can support the museum is to purchase a brick for the walkways in front of the museum. There are currently 20 spaces left in front of the museum under the gas station canopy but we have prepared another area and will be utilizing it as more orders come in. The cut-off date is June 1st for installation at the museum on the 2021 Model A Day. If you have been thinking about ordering a brick 'In Memory' or 'In Honor' of someone near and dear to you, or if your club/region doesn't have a brick at the museum with its name on it, now would be a great time to do it. Each brick is \$150 and the form can be found at www.maffi.org. Just go to the tab that says Store and go to Just a Brick. There will be an order form for you to download.

Make your Reservations for Model A Day 2021

Our Host Hotel is ready for you to start making your reservations! You can easily do this by going to www.maffi.org. Just go to the tab that says INFO and follow it to the link for Model A Day. The Gilmore is open and running with required Covid Restrictions in place. We hope that you will be excited to come and enjoy our museum as well as the other fun activities, seminars, swap meet and tire-kicking that goes along with any Model A get-together! We look forward to seeing you there on Saturday, September 18th. (If you come a day early, there will be a few seminars on Friday afternoon and evening.)

Marsha Quesnel, MAFFI Trustee
clubcontact@maffi.org

Activities

"Departure places and times for events will be published on the Web Site and Newsletter the month prior to the event".

May 1st—Richmond Mushroom Tour

Meeting at McDonald's in Liberty (by Sutherlands) at 8:30 a.m. and departing at 9:00 a.m. If you are coming to Richmond from more convenient location for you, please let us know that morning to save parking.
Please bring your lawn chairs and umbrellas

May 15th—Garage Day at Chili's

Meeting at 9:00 a.m. at Chili's house, 12605 Hillcrest Drive, Liberty.
Call Chili for directions: 816 415-4948 or 816-868-7397.

May 15th—Ladies lunch

Meeting at Cheddars on Hwy 152 in Liberty at 11 a.m.
Please call Laura (816-632-1776 (home) or 816-724-3235 (cell) if you are coming but have not signed up to have a head count for our reservation. If you are signed up but unable to be there, please call in advance of our outing. Bring ideas for other ladies day events.

May 22—Poker Run

See page 10 for details and entry form

June 20-25th: MAFCA National Tour

"A" White Mountain Adventure".

Website: 2021mafcanationaltour.com

Contact: Chair - Mark Smith - 603-544-2230 - Cell: 508-865-7806

Save the Dates!

June 26th—Club Picnic

If you are planning on joining in on any of the tours or activities, please sign-up at the meeting and include your phone number. You can contact Steve or Laura at (816) 632-1776 Home, Steve (405) 922-6989 cell or Laura (816) 724-3235 cell. That way if an event has to be canceled or has a location or the schedule changed, they will do their best to make sure you are notified!

MAY MEETING IS A GO!

Attendance at the April meeting was light but significant. So the May meeting will be as scheduled! Clay County just dropped social distancing requirements, but mask are still required. Food will be available, but I'm not sure if it will be back to a buffet yet.

Road Construction on 92

Coming from east of Smithville (from Kearney) on Hwy 92:

On Hwy 92 heading west, turn right at Mt Olivet. This is where the Hwy 92 road closure starts. Follow Mt Olivet north and then west as the road curves. At the stop sign at DD Hwy turn left. Go straight to the Legion parking lot.

Coming from west of Smithville (from Platte City) on Hwy 92:

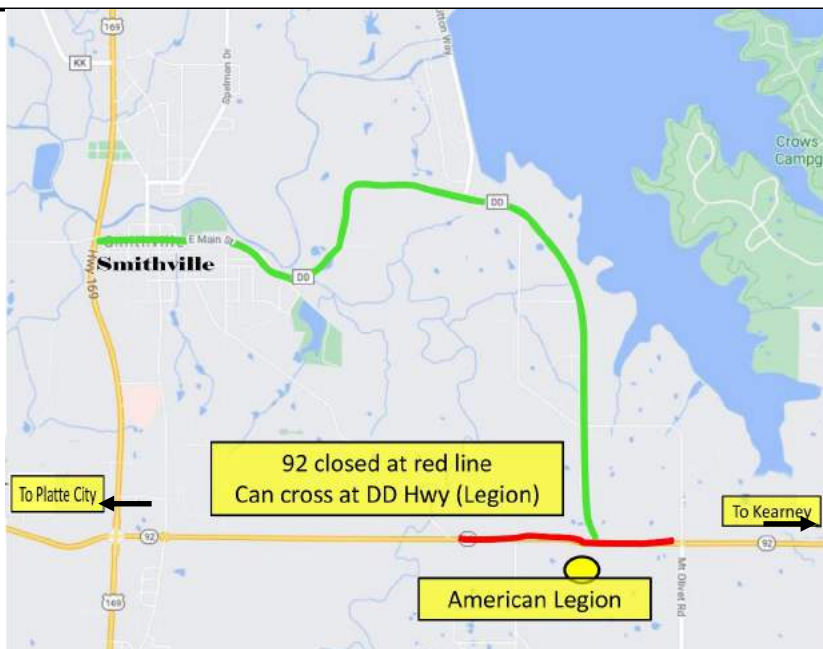
On Hwy 92 heading east, turn left (north) at Hwy 169. Turn right at second traffic light, this is Main St in Smithville. Main St turns into DD Hwy. Stay on Main / DD, the road curves some, do not turn. DD will run right into the Legion parking lot at Hwy 92.

Coming from north of Smithville on Hwy 169:

Turn left onto Main St. This is the second traffic light in Smithville when coming from the north. Main St turns into DD Hwy. Stay on Main / DD, the road curves some, do not turn. DD will run right into the Legion parking lot at Hwy 92.

Coming from south of Smithville on Hwy 169:

Turn right onto Main St. This is the third traffic light in Smithville when coming from the south. Main St turns into DD Hwy. Stay on Main / DD, the road curves some, do not turn. DD will run right into the Legion parking lot at Hwy 92.



Deadline for the Next Road Runner

The 20th of the preceding month

Email to swinkinhofer@hotmail.com

Or mail to: Sherry Winkinhofer

1459 Woodland Ave

Liberty MO 64068

Club Contact Information:

President Junior Blakley (816) 289-2875

All Officers: nwmomodelaclub@gmail.com

Publications: nwmomodelaclub@gmail.com

816-519-2630

Any articles or notes without a byline are written by your editor.

Visit **www.nwmomodela.com today!**

Please mail any info, pictures, questions & suggestions to:

NWMO Model A Ford Club

PO Box 34

Liberty MO 64069

Or email:

nwmomodelaclub@gmail.com

Volunteers still needed!

We have several vacancies on our Board. Etta Ridgeway has regretfully had to step down from the Cares and Calling position, and Glenda Dunlap is no longer able to do our raffles.

These are important positions for our club, ones that are part of the glue keeping our club together! Sunshine and Concerns sends thank you cards, get well and thinking of you cards, and keeps track of birthdays or anniversaries! Raffles add a bit of fun to each meeting as well as help top off our coffers to be able to continue to fund activities and entertainment.

Please consider stepping up and helping with these key position. The club needs you! If you don't do it, who will?



MAFCA is Looking For You!

Are you interested in the future of MAFCA? Yes, you say? Then now is the time to consider being a candidate for the Board of Directors. As a member of the MAFCA Board you will be able to put your organizational and operations skills to good use. MAFCA has four positions that will need to be filled and if you like to take on an assignment and get the job done, and enjoy working on a team of similarly minded people, please fill out the application on page 20 of the March / April issue of the Restorer and become a candidate.

Doug Linden - Membership Director

Serving ALL Veterans and the Community



Remembering Those Who Served

AMERICAN LEGION

USMC ARMY NAVY COAST GUARD USAF

Smithville American Legion Post 58
P.O. Box 158
Smithville, Missouri 64089
(816) 532-8115

LOCATED AT:
Hwy 92 & County Road DD
Find us on Facebook at:
<http://www.facebook.com/SmithvilleAmericanLegionPost58>

A little interesting technical date found in the "Wine Press", Napa Valley A's newsletter:

Q & A Section

Q: Does anyone have any documentation on the safe maximum rpm of a Model A Engine? In other words, if a Model A had a tach where would the yellow zone start? At what RPM?

Michael Eisenbise

A: Don't know if this will help but based on an overall tire diameter of 30 inches and a 3.70 final drive ratio, at 60 mph a model A engine is turning 2488 rpm. Max speed is listed as 65 mph which would be about 2700rpm.

Dan Morrison

A: A few comments. First max torque is at about 1,000 rpm. Max horsepower is at about 2,000 rpm. At about 50 MPH, engine RPM will be around 2,000 RPM. Our group usually runs our cars when we travel in the 45 to 50 MPH range. The cars are generally top heavy and above 50, combined with the steering, running over 50 MPH is not safe. I don't worry about RPM, just watch the MPH. Also, no matter how well your brakes are adjusted, stopping should be top of mind.

Alan Petrik

High Gear Engine RPM Per Differential Gear Ratio							
MPH	"A" Car & Light Truck					1930-'31 "AA"	
	3.27:1	3.54:1	3.70:1	3.78:1	4.11:1	5.14:1	6.6:1
5	183	200	209	214	232	280	360
10	366	400	418	430	464	560	720
15	549	600	627	642	696	840	1080
20	732	800	836	856	928	1120	1440
25	915	1000	1045	1070	1160	1400	1800
30	1098	1200	1254	1284	1392	1680	2160
35	1281	1400	1463	1498	1624	1960	2520
40	1464	1600	1672	1712	1856	2240	2880
45	1647	1800	1881	1926	2088	2520	
50	1830	2000	2090	2140	2320	2800	
55	2013	2200	2299	2354	2552	3080	
60	2196	2400	2508	2568	2784	"AA" Worm Gear Ratios 5.17:1 & 7.25:1 Not Shown	
65	2379	2600	2717	2782	3016		
70	2562	2800	2926	2996			

Engine RPM and MPH Chart by Bruce Schoch

Platte County Virtual Tea Fundraiser for the Arts

Sherry Wink

The Sunday April 25th event was a hit! This tea party by the Platte County Friends of the Arts organization had to be canceled last year, so they rescheduled it this year as a virtual event. This is an important event for them, as it provides the money for youth scholarships for the arts such as music, theatre and dance.

The tables, themed after artists of the 1920s, were set up at each hostesses location, and guest invited that were within the chosen social bubble. All guests at our location were confirmed to have received the Covid-19 vaccine! The entire party was then zoomed to all participants, with a DJ coordinating the action. Co-hostesses Jody and myself each decorated a table for this event, which took place at Jody's lovely home.



Jody's table commemorated the first Academy Awards which took place in 1929. With colors of silver black and gold, it made a stunning display. Details included Oscar cookies at each place setting, a copy of the original program from the event, and a small Oscar for each person at the table! Not to mention the large Oscar dominating the center, and the fur coats draped on each chair!

Sherry's table recognized Red Nichols, a jazz cornetist and composer, who was one of the most recorded artists of the 1920s. He and his friend Miff Molar were at the forefront of jazz in New York for the entire decade. Most famous for his band "Red Nichols and the Five Pennies," Red was also a band leader who has many musicians that went on to make a name for themselves, such as Glenn Miller, Bennie Goodman, and Tommy Dorsey! Highlights on this table were original 78 records displayed around the table, and a 1920 portable record player with the tune "Tea for Two" playing to start the event!



Much of the food was provided by the Friends of the Arts, and the hostesses made an early trip to pick up caterer's boxes of goodies at Platte City prior to the 2:00 tea. Tea sandwich's, scones, and berry tarts were just part of the great food. Of course Jody and I had to add our own touches, which included fresh fruit, phyllo cups filled with brie, apple and almond, and meringue roses dipped in dark chocolate. A variety of tea was served to complete the refreshments!

Jody and I also drove our Model A's to Platte City and left them in the parking lot to serve as a photo shot opportunity. We were joined by a very special Model A, the Coupe that had belonged to late member Ron Anderson. His grandson Jeremy has recently bought the car and is working on learning more maintaining and driving it!



At the request of the event planners, I was asked to give a ten minute talk regarding 1920s fashion. While it was hard to compress that down to such a limited time frame, I did my best, with a visually display to go along with the talk.



Mary Lou Matteson and Lanell Young joined

Jody and I, and the rest

of the tables were filled with family and friends. I think a great time was had by all, and I wish more people could have been able to join us in this step outside of ordinary life!



Jeremy, proud new owner of his Grandfather's Model A!



Spring Styles

By Sherry Wink

These beautiful spring shoes are from the M.W. Savage Company's Spring and Summer 1929 catalog. They are a very nice selection of straps and pump styles and demonstrated that shoes weren't just black back then!

A review of these shoes show single straps and double straps (although triple straps could still be found as well), slip on pumps, and even two eyelet ties. Bow and buckles were featured, as well as cutouts in the design. Contrasting leathers were also an often used decorative feature. Let's review each pair!



- 1) Nattie-this pair was of patent leather with a Cuban heel, and tiny buckles on the single strap. It is described as "of modernistic design!"

- 2) Marie—this unique pair comes with a spike or Cuban heel, with “novel bows” of patent leather and figured gunmetal.

- 3) Ellen -These sandals were available in blue or red! They have a Cuban heel and a square toe. They look like they are cutout but the description doesn't mention it. And sandals in the Model A era were low cut shoes, usually with straps and cutouts. Not like the modern sandals showing lots of skin!

- 4) Irene—A lovely pair of pumps in blue or champagne, with spike heels and square toes.

- 5) Muriel—Elegant, highlighting two tiny straps with buckles, with champagne trim on black patent leather. The era version of spike heels on this pair was 2 1/2 inches high.

- 6) Fern –This delicate pair featured a ribbon tie with a round toe and contrasting trim. The Cuban heels were 1 3/4 inches high.

- 7) Peggy—This pair promoted its unique shaded overlay called “sunburn” on the champagne leather shoe. It had a two-eyelet tie called the “Theo Tie” style according to the ad. Round toes, spike heels, with cutouts on the overlay made for a beautiful pair of shoes!



This interesting recipe was found in the December 1928 issue of Good Housekeeping Magazine, in an ad promoting the Mirro brand Dutch oven. I'm not sure it would taste anywhere close to duck, but it looks like it would taste good anyhow!

Mock Duck

2 lbs steak, 2" thick, split for dressing
1 tsp salt
1/8 tsp pepper
Carrots
Potatoes



Dressing

2 cups toasted bread crumbs
1 tsp sage
2 onions, diced and dried out
1/2 tsp sugar
1/2 tsp salt
1/2 cup cold water

1/4 tsp pepper
juice of 1/4 lemon, if desired
1 egg slightly beaten

Mix the ingredients for the dressing thoroughly. Stuff into the steak, and tie it securely with string. Sear until brown on all sides in hot fat in the Dutch oven. Place scraped carrots around the Mock Duck. Cover, and cook over low flame for 1 hour. Uncover, salt and pepper the meat, add potatoes (if desired) around the Mock Duck. Cover and continue cooking 1 to 1 1/2 hours depending on the toughness of the meat. Serve very hot. The strings should be removed before serving.

Brands We Still Know By Sherry Wink

Procter and Gamble was formed on October 31, 1837 by William Procter and James Gamble , and was based in Cincinnati, Ohio. Procter was a candle maker and Gamble was a soap maker. By 1859, Procter & Gamble achieved \$1 million in sales, with their main products being lard oil, candles and soap.

In 1924, Procter & Gamble determined that there was a growing demand for perfumed soap for women. In response they developed “Camay Soap” which was released in 1926. It was advertised as “the soap of beautiful women.” The ads were often of young brides remarking on their soft skin from using this new complexion soap. It was a new form of feminine luxury.

Interesting note: In 1927, Proctor and Gamble underwrote a radio show to advertise Camay perfumed soap. They become one of the first companies to sponsor daytime serial dramas on the radio. Advertising not only Camay, but their other soap products such as Ivory and Oxydol, these dramas soon became called “soap operas.”



1929 ad

Model A Mystery Part

What is it?

Do you know?

For "Bragging Rights", Send an email to nwmomodelafordclub@gmail.com
Or to NWMO Model A Ford Club
Box 34, Liberty MO 64069



Photo courtesy of Snyder's
Antique Auto Parts

Last Month's Mystery Part

This is a starter brush holder. It is a steel brace that holds the spring and brush in place. Four of them are needed.



Photo courtesy of Mike's A-
Fordable
Antique Auto

Walt's Old Time Tech Tip

Walt Jones, Tech Director

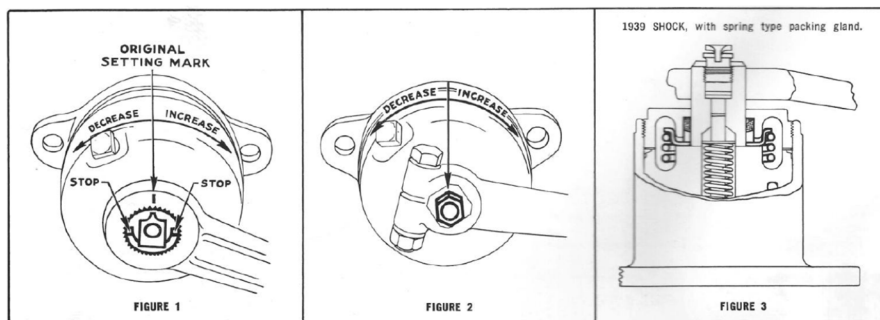
From April 2021 edition of "The Hot Babbitt News", newsletter of the Sis-Q A's, Yreka, CA

Shock Absorber Adjustment

By Murray Fahnestock

To adjust shock absorbers to the weather, type of use, and desires of individual car owner, put 30 pounds of air in tires. Then place car on hoist and examine springs for lack of proper lubrication. Lubricate springs with M-4628 special lubricant, which acts as a polishing agent on spring surfaces, in addition to being lubricant and is an extremely important factor in the quality of the ride. Examine spring shackles for indications of excessive wear, or of the stud rubbing on the shackle link. Check the level of fluid in shock absorber for, if allowed to become too low, there is a chance of air being drawn into working chamber, destroying resistance and efficiency. Be sure to clean around filler plug before removing it from absorber reservoir as otherwise dirt may drop in and later plug the small air vents that normally exhaust all air from the working chamber. Examine absorber for indications of leakage where shaft comes out of the shock absorber body. On shock absorbers equipped with an adjustable packing gland, turn the packing gland in until it is tight. Several types of shock absorber adjusting screws have been used, as shown in Figures 1 and 2. On shock absorbers having a pointer on the adjusting screw head, as shown in Figure 1, observe the position of the pointer of all four shock absorbers with relation to the chisel mark on the arm which designates the original setting. If the pointer is to the right of the mark at some wheels and to the left of the mark at other wheels, it is a good plan to reset all four shock absorbers to the original settings; that is, with the pointer exactly at the original setting marks, if the temperature is above freezing. If, on the other hand, temperatures below freezing are anticipated, set the pointer 1/16-inch counter-clockwise from the original setting mark. Hexagonal head on adjusting screw. On such shock absorbers, as shown in Figure 2, turn adjustment in, until the needle seats. The average summer adjustment for this type of shock absorber is to then turn the rear shock absorber adjustment counter-clockwise 1/4 turn and the front shock absorbers 3/8 turn. The average cold weather adjustment is to back off the rear shock absorbers 5/8 turn and the front 3/4 turn.

All these adjustments are only approximate as those who drive at high speeds over rough roads require greater shock resistance than those who drive at moderate speeds over paved roads. Since a slight movement of the adjustment screw has considerable effect. if the pointer is on head of the adjusting screw, as shown in Figure 1; then adjust not more than 1/32-inch at a time between trials on the road. Adjusting screws having the pointer, as shown in Figure 1, should never be turned more than 1/32-inch, without trying the car on the road. The Houdaille shock absorber operates on the principal of hydraulic resistance as the fluid is forced from one chamber to the other through a tiny opening. It is important that the proper fluid be used and that the fluid be kept clean. When sand or dirt gets into the reservoir, it may clog the vents and render shock absorber inoperative. So, when replenishing the fluid at 5,000 mile intervals, be sure to remove all dirt from around the filler plug before removing the plug. While the basic principle of all Houdaille shock absorbers is the same, several changes in valve characteristics and in packing design were made between those used on the Model A Ford and later V-8 Fords of before World War II. During 1939, production of the screw type packing gland was discontinued and was replaced by an automatic spring type packing gland to require less attention. But as some of these 1939 shocks may now be installed on Model A Fords, we have shown a diagram of this type as a point of reference. In many instances, leakage of shock absorber fluid is due to the level of the fluid being too high. When shock absorbers are filled, while they are still on the car, sufficient time should be allowed for the surplus fluid to run out, before the filler plug is inserted. This is extremely important, as the correct functioning of the shock absorber depends on the reservoir having the correct "air space" to absorb the excessive pressure which otherwise would force the fluid out of the shock absorber through the packing. When filling a shock absorber "off the car" it is important that the shock absorber be held in the same position it would be held if mounted on the car, so the surplus fluid will be permitted to run off.



Found in "Henry's Horn" the newsletter of Henry's A's of Livermore, California:

Fuses Advice

Submitted by Roger

As you know the Model A Ford came from Ford without a fuse. This is most likely not the best thing. So us folks that think we know so much more than Henry ever did have often set out to add a fuse into our trusty Model A.

The problem here is (in my opinion) that we add only one fuse. As a result of having one fuse is that when we get a short in the tail light or horn while we are driving down the road guess what; The engine stops running and you come to a stop right in front of the new Ford F150 which is going about 67 M.P.H.

What I always do is use two fuses, one for the ignition system and one for the rest of the car. Just something to think about!

Found in the Santa Clara Valley newsletter "The Ford Script.")

MODEL A BENDIX DRIVE DON'T GET THE WRONG ONE!!

By Chuck Christensen

Most Model A owners are familiar with the Bendix drive on the starter which causes the pinion gear to move into mesh with the ring gear on the flywheel. This type of drive mechanism is referred to as an inertial drive, as the initial spin of the armature of the motor causes the gear to "thread" its way into mesh. As the engine is designed to rotate in a certain direction (clockwise as you face the front of the engine) and as the starter is mounted to the front of the flywheel, the starter armature must rotate in the opposite direction as view from the same direction. The thread on the Bendix drive must also be in a certain direction to force the pinion gear to travel along it as it engages the ring gear. If the thread is reversed, the pinion gear will not engage the ring gear but will remain in its initial position on the drive assembly.



Bendix provided drive gear assemblies to many engine builders during the Model A era and some of these engines had the starter mounted to the rear of the flywheel thereby reversing the direction of rotation required to engage the pinion gear with the ring gear. The attached photo illustrates two different versions of the Bendix drive with the thread in opposite directions. The question is - Which drive is the correct one for the Model A? Which one, when mounted on the Model A starter will engage the pinion gear and which one won't? If you are looking at Bendix drives at a swap meet, which one is the one to buy and which one should be left for someone else? Answer: The one on the right—the right one!!

Found in the "Volcano View", newsletter of the Volcano A's of Vancouver Washington

Got a Gas Leak ??!

By David Bockman, Visalia, CA

Smell gas in your car? The gas line from the fuel tank shut-off valve to the firewall fuel filter has a flare fitting on each end of the tubing. The flare fitting frequently does not fit tight enough on one or both ends to completely seal and a small amount of gas will seep out and you will smell gas inside the car.

I have found that the 3/8", "Flaretite" 45-degree cone seal is the perfect solution to stop these pesky gas leaks in our Model A's. These cone seals are frequently used by Air Conditioning companies and also by the space industry to seal high pressure flare connections. The "Flaretite seal is a thin stamped copper ring with concentric ridges formed by a baked-on Loctite Vibra-Seal coating.

You can purchase the cone shaped "Flaretite" seals from an A.C. shop or order them from various dealers. If you only need two of the seals then a good buy is the "Mini-Split Kit" Model MSP-OLOE for about \$14 from Amazon. The kit contains two 3/8" seals and two 1 1/4" seals. Buying the seals individually can cost up to \$25 each.





For Sale / Wanted To place an ad send your information to swinkinhofer@hotmail.com, or mail to Sherry Winkinhofer

As a service to our members, the area Model A clubs have decided to share our classified ads sections! (this will include Model A specific items only.) Ads will run approximately 3 months unless we are notified that the item is still available.

For Sale: Door top cover plates (2) and door bottom patch panels (2) for 30-31 Tudor or cc pick up. All are new pieces with no rust

Contact: Roger Miller (515) 965-727 (CIMA 01/2021)

For sale: 1928 Model A Roadster with Rumble Seat. Arabian Sands Light (gray). White Side Walls. Borg Warner Overdrive. 12 Volt Converter to Run Computers. Extra Carburetor and Brake Pads. Runs Good. \$14,000

Contact: Al Wilhite @ 515-289-2682or
alanwilhite123@gmail.com (CIMA 05/2021)

For Sale: 1930 Model A Family Sedan. Runs great, new interior. Black fenders, thorn brown body. New tires. Drives nice. \$16,000

Contact: Jerry Kluver (515) 975-0870 (CIMA 04/2021)

For Sale: Model A Rear End \$200.00, 2 each-Zenith #3 Carburetor (Rare) \$200.00 Each, Model A Engine \$300.00

Contact: Wayne Orr -316-722-7324 (ICTA 05/2021)

For Sale: 1928 Model A Roadster with rumble seat. Double side mount spare and trunk. \$16,500.

Contact: Herb Shafer (319) 537-1150. (CIMA 04/2021)

For Sale: At Grandpa's Garage, DeSoto Kansas. I have sold 15 cars, but still have 14 cars for sale. ALL CAR PARTS PRICE REDUCED!

Contact: Dean Weller 913-585-3326 Cell, 913-585-1313 Home
CALL FOR AN APPOINTMENT,
LET THE PHONE RING A LONG TIME (POA 01/2021)

For Sale: 1929 Tudor. New Paint, New Interior, Runs Great. \$10,000 OBO.

Contact: Dan Fischer (515) 571-0086. (CIMA 03/2021)

Accessories and/or Improvements?

It didn't take long for many add-ons and accessories were made available for the new Ford. After all, there is always room for improvement, right? The items below were sold in a 1929 Western Auto Ford Owner's Supply Catalog.

116

ADD EFFICIENCY & ECONOMY TO MODEL "A" FORDS

Special Exhaust Relief Valve

For 1928-29 Fords

Fits on the curve of the pipe, no need to cut the pipe in two, no welding required. Copper asbestos gasket, molded to fit curve of exhaust pipe, prevents leaks. Valve fits exactly at the bottom of pipe curve, so that all exhaust gas is released. Eliminates practically all back pressure; making your car run cooler, and with more "pop" and power. Entirely silent when closed. Best materials and workmanship. Complete with control (see illustration below), which clamps to the steering post bracket; wire, spring, clamps and instructions. Ship. wt., 4 lbs.

K8036—Clamp-on Relief Valve for Model A Ford.. 1.95

Crank Case Ventilator

Stops Oil Dilution

One thing the new Ford lacks to make it mechanically complete—that is this crank case ventilator. Practically all of the more expensive cars have a system of crank case ventilation, to remove water vapors, gasoline and oil fumes from the inside of the motor. Consists of a special cap that locks on in place of the regular oil filler cap. The new cap is attached to a length of flexible metal tubing that extends down and back. Suction, caused by the forward movement of the car, creates a vacuum that removes all fumes from the motor, carrying them away underneath the car. No moving parts, nothing to wear out. Eliminates the cause of oil dilution, oil lasts twice as long, less wear on all moving parts of the motor. Very simple, can be installed in 15 minutes. Full instructions. Ship. wt., 1 1/4 lbs.

G6995—Crank Case Breather for 1928-29 Ford... 1.45

Dash Oil Gauge for 1928-29 Fords

Many engineers think that when the new 1928-29 Ford was equipped with pressure lubrication, a mistake was made in not providing a gauge (like every other car) to keep the driver informed as to whether or not the oil system was working properly. Our Gauge provides for this. Constructed like the precision oil gauge used on all high grade cars and trucks, with dull black dial and nickel rim; and fits in perfectly with the instrument panel, becoming a part of the panel, rigid and with no possibility of rattling or coming loose. Installation is simple and easy—no drilling of engine or panel required. Directions furnished with each gauge.

C5581—Oil Pressure Gauge for all 1928-29 Model A Ford cars and Model AA Ford Trucks (Wt., 1 lb.) Complete..... 1.65

C5585—Genuine Milwaukee Oil gauge for 1928-29 Fords. Especially adapted for use in climates that have cold weather. Has a special by-pass that prevents congealed oil breaking the gauge.... 2.95

Steering Post Control

Clamps to the steering post bracket, (between steering post and instrument board), giving you a hand control for operating a cutout, radiator shutter, heater, etc. Handle lock permits nine different adjustments. Easy to reach. Nickel plated handle. Ship. wt., 1 lb.

K8038—Clamp-on Control for 1928-29 Ford... .65

Water Pump Spanner Wrench

A special tool is required to tighten the water pump pack nut on the 1928-29 Ford. Keep the pack nut tight and save wear on the pump bearings. Our spanner wrench does the job easily. Ship. wt., 8 oz.

B5264—Water Pump Wrench 1928-29 Ford..... .24

Air Cleaner

Keeps dust, bugs, etc., from clogging up the carburetor and getting into the motor and causing excessive wear. No moving parts, nothing to get out of order, and easily cleanable. Ship. wt., 10 oz.

A5183—Air Cleaner for Model A Fords..... .95

Replacement Gas Line

Complete gasoline line, with all fittings in place, for replacing leaking or cracked line between sediment bulb and carburetor on all 1928-29 Ford Cars. Ship. Wt., 1 lb.

D6071—Gasoline Line for Model A Ford..... .35

9

Poker Run!

May 22nd



All pre-1970 Vehicles Welcome!

Starts at American Legion Hall, 92 Hwy and DD HWY, Smithville MO

Sign up and Registration 9:30—10:30 AM



Food & Drinks
available for purchase
at Legion Hall
following tour, or bring
your own lunch.



Early Entry Registration Form

Name: _____ Phone: _____

Type of Car: _____ Early Entry Fee: \$10.00
(Extra card for vintage car) Day of event registration is \$15.00

Early registrations must be received by May 12th!

Call Jody Layne 816-225-7680 for more info!

A - Z Model A Parts - Zanes

Ron and Sondra Kester, Owners
787 Central Street
Glade, Kansas 67639
Phone: 785-543-6729
e-mail: 2officegirls@ruraltel.net

BOB BOND'S ARTISTRY

www.
bobbondart
.com

- Pinstriping
- Lettering
- Graphics
- Gold Leafing
- Flames
- Airbrushing
- Logo Designing
- Automotive Art

816-554-1800

Lee's Summit, Missouri

BRATTON'S ANTIQUE AUTO PARTS



800-255-1929 Phone
www.brattons.com

800-774-1930 Fax
1606 Back Acre Circle
Mount Airy, MD 21771

Your source for Quality Model A Ford Parts since 1976

Tom Kautz
Owner

www.tomkautz.com

KAUTZ
Established 1916



Electric
Auto Parts
Auto Glass

Rebuilding Starters, Generators, and Alternators
6volt - 12 volt

920 Commercial St.
Atchison, KS 66002

Phone: (913) 367-1717

"HAVE AN 'A' DAY"



Michael Butcher

1-888-879-6453

email: mike@mikes-afordable.com
www.mikes-afordable.com



Specialising in 1928 - 1931 Model A Ford Parts

The Northwest Model A Ford Club does not personally endorse or guarantee any products or services advertised in this publication

AUTO COLOR & EQUIPMENT

524 E. 23rd Street

Independence, MO 64055

TOUCH UP

Aerosols - Bottles

Computerized Color Match Available

PHONE: 816-254-5630

FAX: 916-254-5635

www.auto-color.com

CASPER Brake and Clutch

800 E. 17th, Kansas City, MO 64108

816-421-2780 email: www.casperkc.com

BRAKE AND CLUTCH SPECIALIST SINCE '29

Automotive-Agricultural-Industrial

**"Friction Products to get you going, and
Stop you when you get there!"**

**THE WORLD'S LARGEST SUPPLIER
OF 1909-31 FORD PARTS!**
We Feature American Made Parts



12925 Woodworth Road ♦ New Springfield, OH 44443

Toll Free Ordering:

(888) 262-5712

On-Line Ordering:

snydersantiqueauto.com

New Products Added Daily!



FREE
Fully Illustrated
CATALOG
U.S. ONLY



-Membership is Strongly Encouraged in Both of these Excellent National Organizations-



Model A Ford Club of America

Join on line at **MAFCA.COM**

~Membership Benefits~

The *Restorer* magazine • Technical Support • Local Chapters • National Meets • Era Fashion Guidelines
• "How to Restore Series • Judging Standards and Restoration Guidelines

Dues per year are

U.S. Membership- \$50

Canada/Mexico Membership - \$60

International Membership - \$70

Make checks payable to Model A Ford Club of America

New Membership

Optional Initiation Package For New Members Only

1—Back issue of **The Restorer**

1—MAFCA Lapel Pin

1—MAFCA Decal

1 0 Name Badge

Only \$10 extra

Name _____

Spouse's Name _____

Address _____

City _____

State _____ Zip _____

Country _____ Telephone _____

Permission to publish my telephone number in future Membership Rosters? Yes: ☐ No: ☐

Return this Form and Payment to

MAFCA

250 South Cypress • La Habra, CA 90631-5515



Model "A" Restorers Club

6721 Merriman Rd, Garden City MI 48135

(734) 427-9050 office

(734) 427-9054 fax

Find Membership forms at <http://model-a-ford.org/>

2018 Dues- New or Renewals () US Membership \$45.00

() US Air Mail \$57.00 () Canada \$55.00 () International \$61.00

New Members Only- Partial Membership:

J/A, S/O & N/D issues only!

() US Membership \$24.00 () US & Canada Air Mail \$34.00 () International \$42.00

IMPORTANT:

Make checks payable to Model "A" Restorers Club (M.A.R.C.)

All Memberships from outside the U.S. are to be remitted by International Money Orders in U.S. Funds (drawn on U.S. Bank) or credit card. And a personal check drawn on U.S. bank (U.S. funds must be stamped on check.)

With your membership you will receive a club membership I.D. card and the *Model "A" News*, our BI-monthly club magazine. In addition, each member is entitled to a free 40 word classified ad in each issue of our international publication, the *Model "A" News* (A good source of parts and information you may need for your car).

Address: _____

City: _____ State: _____ Zip: _____

I give permission to publish my phone number in the future MARC Membership Rosters:

() Yes () No Phone: _____

I give permission to publish my email in the future MARC Membership Rosters:

() Yes () No Email: _____

THE ROAD RUNNER

% SHERRY WINKINHOFER

1459 Woodland Ave

Liberty MO 64068