

The ROAD RUNNER

MAFCA Charter

MAFCA "Newsletter of Excellence" 2015, MARC "Award of Excellence" 2015

MARC Region



Officers

President:	Bill Skaggs
Vice President:	Loura Cook
Secretary:	Sandi Shaw
Treasurer:	Bob Martin
Activities/Tours :	
Technical	Walt Jones
Concerns/Calling	Etta Ridgeway
Membership/Public Relations:	Liz Blakley
Merchandising:	Amy Lang
Raffle	Glenda Dunlop
Newsletter/Publishing:	Sherry Winkinhofer
Property:	
Webmaster:	
Director:	John Kunkle
Director:	Terry Richardson

Birthdays

Ron Carson	07/06	Marvin Taylor	07/16
Kathi Crawford	07/06	Virginia Weigum	07/19
Mary Coffman	07/09	Leland Daise	07/27
Lee Donius	07/12	Fran Wahl	07/27
Devin Skillman	07/12	Steve Pogue	07/28
Dan Turner	07/13	Gary Harless	07/31
Gladys Lawson	07/15		

Anniversaries

Clarence & Gladys Lawson	07/03
Charles & Judy Ishmael	07/04
Bill & Mary Lou Matteson	07/09
Gil & Linda Wanklyn	07/24
Chuck & Karen Haber	07/31

Monthly Meeting

July 10, 2017

SPECIAL DATE DUE TO HOLIDAY WEEKEND

6:00 dinner available at special price, 7:00 meeting
The American Legion, 92 Hwy & DD, Smithville MO

Board Meeting

July 20th, 2017

The 3rd Thursday of each odd month,
7 pm, Mid-Continent Library
Boardwalk Shopping Center, Barry Road and I-29

Technical Meeting & Breakfast Club-KC

Big Biscuit in Liberty

Please join us at the Liberty Corner Shopping Center, at 840 Missouri Highway 291, (816-429-5314)

Technical Meeting & Breakfast Club-St Joe

Every Monday 8:00-10:00 AM
Hy-Vee 201 North Belt Highway, St. Joseph

Ice Cream & Socializing

Every Saturday evening 6:00 PM

Presidents Comments:

Don't forget the July meeting is one week later than normal because of the holiday!

The last month was a busy one, but very successful Model A related. The club picnic was very enjoyable at the new location and thanks to all the members who worked so hard to make it happen. It takes a lot to make an event like this look so easy. Without all those that volunteered, none of us would have been able to enjoy this event.

July isn't as active of month on our calendar, but there are still some fun events to attend. The July 4th parade attendees in Parkville are always excited to see our cars. And the Weston Moon Shiners car show in Weston is always a lot of fun.

If you have any suggestions for place to see or events to attend, let us know! Without input from the members, we can't plan these fun events.

Bill Skaggs, President.

Make it idiot proof and someone will make a better idiot...

Loura and I had planned to go to the Omaha Regional but for many reasons had to cancel. I hear that those that did go had a great time! Sorry I missed it. My nephew contacted me to see if I was there when he saw Model A's on the street, but sadly, not this time.

The Old Lady and I did make it to the club picnic but almost didn't make it home again as she refused to start in the parking lot once I got there. A sincere thank you to all of you guys that worked on her in the heat and discovered the coil has gone bad. Malcolm, I still owe you a replacement coil for your trunk!

I hope everyone enjoyed the June outings as much as I did! I meant to spend just a couple of hours at Lathrop at the gas station a few weeks ago, but instead, I finally pulled myself away after about 4 hours because I had to, not because I was ready to go. Just too much fun talking to everyone.

The trip to Wetmore Kansas was also great. We had about double the number of cars and people show up than were signed up, but that's ok! I think the unseasonable nice weather might have had a lot to do with that or maybe it was just the unique destination. Whatever it was, it was the perfect Model A Tour day. It was the first significant driving tour I'd been on in the Old Lady for a while, and I think it did us both good! There's something therapeutic about a Model A drive, it just makes the whole world seem better somehow. Don't ask me to explain it, but since you are all Model A people, you know what I mean!

Happy "A"ing.

Sherry Wink, Editor

NORTHWEST MO MODEL A FORD CLUB MEETING

American Legion Hall, Smithville, MO

June 5, 2017 7:00 p.m.

Meeting Opened By: Vice President, Laura Cook led us in the pledge of allegiance. Our guest speaker was our own Sherry Winkinhofer on vintage era fashion for both men and women. Sherry told us she has been asked to serve on the MARC fashion committee for 2 years.

Secretary Report: Minutes approved as printed in the Road Runner.

Treasurer Report: Approved as read.

President: Bill thanked John Harding for cooking at the picnic and Shan Lang for providing the grill. 55 people attended the picnic. We had a slight medical emergency at the picnic and Larry Harding and the Hank's daughter came to Laura Cook's friend's aid. Both are medical personnel.

Joe Wishon was this month's mystery member. Joe has had an interesting life.

Concerns: Thank you cards sent to Cheryl Taylor, Don Snyder, and Ray Meyers. Sympathy card sent to Robert Samson and Gladys Lawson. Get Well card to Margaret Minor. Retirement card to Joe Wishon.

Etta reminded us of the members who are no longer with us: "Wink" Winkinhofer, Marcia Auch, Dan and Dorothy Wantland, Gene Hartman, Barb Anderson, Jim Steenstry, Bob Russell, Clinton Kerr, Harry Lewis, Grace Samson, Mary Ryler. Don Cook who was going to join passed before he joined but his wife Laura joined.

Property: Several club items are missing and Terry would like to know who is storing them for the club or currently using them. If you have an item please contact Terry.

Activities: June 17th - Lathrop Car Show, June 24th - Spring Creek Classics Museum Wetmore, Ks., July 4th - Parkville Parade.

Bob Martin said the SSFM (Secret Society for Fun & Merriment) is planning a Mystery Tour in the fall. More details to follow.

Newsletter/Web Master: Sherry has very graciously said she would be our Web Master since Dave Telles is retiring from the job. Dave told her the web page gets only 1 or 2 hits a month. He suggests we use Facebook for our club information. Sherry asked everyone to think about what they would like and we will discuss later.

Meeting adjourned at 8:05. Respectfully submitted by Sandi Shaw.

MAFFI Newsletter Minute

7th Annual Model A Day at the Gilmore Car Museum

September 16, 2017 @ 9:00 am - 6:00 pm, Gilmore Car Museum / Model A Ford Museum, 6865 W Hickory Rd, Hickory Corners, MI 49060

The Gilmore Car Museum is the proud home of the Model A Ford Museum, the world's largest museum dedicated solely to the Model A! On Saturday, September 16th, hop in your Model A and head out to the Gilmore Car Museum for the 7th annual Ford Model A Day and celebrate the heritage of a trusty American car with friends and family.

Special events and activities will be held throughout the day including a swap meet, a Model A Hall of Fame induction, special seminars, and more! Bring your Model A or come as a spectator, this show and swap meet will be sure to please as hundreds of Model As gather in Hickory Corners, Michigan on the Gilmore's Historic Campus.

Spectator Admission: \$12.00/person, children 11 and under free, Model A Exhibitor: \$10.00, MAFFI Members: Free to the Gilmore Museum; For more information, please visit www.MAFFI.org or contact: Lou Ironside - Model A Ford Foundation (810)798-8803, louironside@aol.com

Marsha Quesnel, MAFFI Trustee, clubcontact@maffi.org



TENTATIVE SCHEDULE
10 a.m. Vintage Car Show
11 a.m. Dust Bowl Open Jam Session
1 p.m. Youth Acoustic Contest
2 p.m. Dust Bowl Concert

Food, Drink and Ice Cream Available!



All Events are Free! More Info 816-916-4100 • Visit Facebook/Dust Bowl Jamboree



Activities

"Departure places and times for events will be published on the Web Site and Newsletter the month prior to the event".

July 4th—Independence Day Parade

Parkville MO—Please meet on the west side of Price chopper at 45 Hwy (Tom Watson Drive)and 9 Hwy at 8:00am. Line up starts at 9:00am and the parade starts at 10:00 AM

July 29th—Weston Moonshiners Car Show

line up Model A's at 5 p. m. on Main Street in Down Town Street will be shut off for vintage cars.

July 30-August 4 MARC National Meet

Gettysburg PA
Check the MARC website for more info
<http://model-a-ford.org/>

August 11-13th—Platte County Gas and Steam show

Hold the Date!

August 19th— Ice Cream Social

2:00 pm at Loura Cooks place,
7880 NE Bacon Road, Cameron MO 64429

August 20th—Hamilton Steam and Gas Engine Show

Hold the Date

September 24-29 -- 2017 MAFCA National Tour

Hosts: Bakersfield Chapter
Beginning in Paso Robles, CA, over the Golden Gate Bridge and ending in Napa Valley.
<http://mafca.com/events/2017%20Nat%20Tour%20Info.pdf>

September 16th—Mystery Tour to celebrate Model A Day

Hold the date, few details available!

September 30th -- Dust Bowl Jamboree

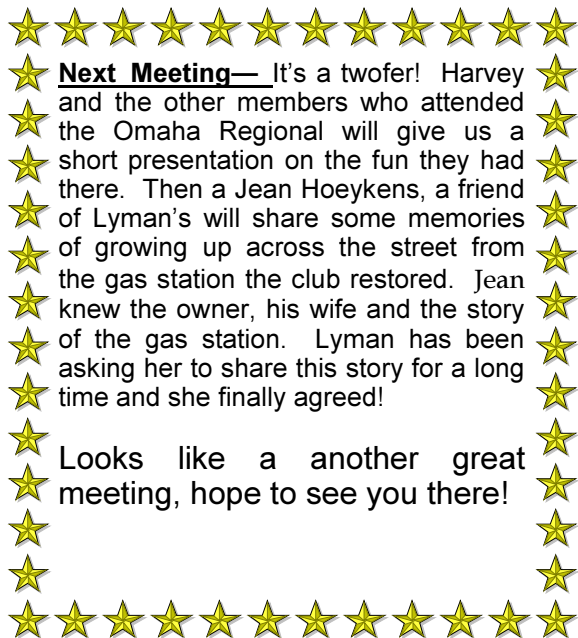
E.H. Young Riverfront Park, Riverside Missouri
More Info 816-916-4100, visit Facebook/Dust Bowl Jamboree

Save the Date

December 10th—Annual Christmas Party

If you are planning on joining in on any of the tours or activities, but haven't put your name on a sign-up sheet, let Marvin Taylor know!

Phone: 816-807-6300 or Email: tours@nwmomodela.com That way if it has to be canceled or has a location or the schedule changed, you will be notified!



Ladies Day out Opportunity

Next Meeting— It's a twofer! Harvey and the other members who attended the Omaha Regional will give us a short presentation on the fun they had there. Then a Jean Hoeykens, a friend of Lyman's will share some memories of growing up across the street from the gas station the club restored. Jean knew the owner, his wife and the story of the gas station. Lyman has been asking her to share this story for a long time and she finally agreed!

Looks like a another great meeting, hope to see you there!

Plattsburg Floral & Gift and Plattsburg Country Christmas are holding a Third Annual High Tea on Saturday August 5th as a Women's Shelter Fundraiser. It is scheduled from 9 am to 2 pm. Cost is a \$10 donation which aids in the upkeep of the Plattsburg's Women's Shelter.




Come join us for a nice outing and do a good deed at the same time. Contact Loura or Sherry Wink to add your name to our group or sign up at the July meeting!

Loura and I might even just pull out the Model A's and make it a "Ladies drive an A" day with a couple of carloads of us!

Mystery Member

Last month's Mystery Member was Joe Wishon—Did you know?!



Sunshine/Concerns (816) 719-9997



Etta Ridgeway is our Sunshine/Concerns lady! If you know anybody in need of a card or phone call, please let her know. And, if you just want to share the news of a happy event, such as a new grandbaby or a wedding, let her know that too!

Deadline for the Next Road Runner The 20th of the preceding month

Email to roadrunner@nwmomodela.com
Or mail to: Sherry Winkinhofer
14900 Green Briar DR
Smithville Mo. 64089



Club Contact Information:

President Bill Skaggs: info@nwmomodela.com
816-807-6300
All Officers: info@nwmomodela.com
Tours and Activities: tours@nwmomodela.com
Publications: RoadRunner@nwmomodela.com
Membership: membership@nwmomodela.com
Webmaster: webguy@nwmomodela.com
Tech Advisor: techguy@nwmomodela.com
Pictures@nwmomodela.com

Visit www.nwmomodela.com today!

Please email any info, pictures, questions & suggestions to
info@nwmomodela.com



Model A Mystery Part

What is it?

Do you know? For "Bragging Rights", email

techguy@nwmModelA.com!



Photo courtesy of Snyder's

March Mystery Part

These are "Winding Bracket Tension Washers—Open Car". They come in a set of four, and go under the head of the locking bolt to keep the winding stationary.



Lyman Ridgeway was close with his guess of the spacer between the window crank & door panel but no cigar!

Photo courtesy of Mike's A-Ford-Able Parts

Walt's Old Time Tech Tip

Walt Jones, Tech Director

Seat Belts and Installation

Reprinted from Dick and Sabrina Burton's website www.170amodela.com, "Safety First", written by John Young of San Antonio, Texas

I have tried to show you in the photos below how I installed front seat belts in my '30 Tudor. My objective was to have metal to metal attachments to the body only and no wood. You will note that my seats are mounted in a non-traditional fashion to give me room to work the controls. I am a big guy with long legs and even a Tudor was tight for me. Forget a coupe, roadster or pickup. I made those seat extensions so the seat would still fold forward and yet give me a good range of seat attachment using the standard pivot points. If any are interested I can share my pix of the parts I welded up.

Materials: One set of front MOPAR 71" metal to metal buckle belts with bolt-in attachments. New belts off E-bay for about \$20/set. Any bolt-in belts will do and retractables are an option as well.

1 1/2" wide X 1/4" thick strap iron. Home Depot.







*2 ea about 9" pieces for the side rail attachments measure your space under the rails 1 as 21" piece for the center metal channel under the middle of the cabin floor, 1/2" hole in center for both buckle receptacle ends

3 ea 1 1/2" X 1/2" — 16 grade 8 bolts, nuts, large grade 8 washers and lock washers

You see the materials are at a minimum. The long belts were attached at the floor side rails below the rear quarter windows. The 9" pieces of iron were fit into the channel above the splash rails. There is room to reach under there to thread and secure the nuts, etc. You will note the 9" pieces had the holes closer to one end than the other. This was to get the maximum length of metal and still have the belt attachment far enough to the rear to have a good angle on the front seat cushion. Obviously I drilled the holes first in the body and then drilled the reinforcement plates to match. The plates were cleaned, sand blasted lightly and coated using satin black POR 15. That's it, no rocket science.

Do I believe the belts will save us in a crash like the Cooks? probably not. However, the stability you feel in the car with the belts makes a huge difference and I feel I have better feel and control of the car. My wife is quite crippled and you may see some handrails on the passenger side that help her a great

deal. However, without the belts the old rock and roll of the "A" was very hard for her to take. She is so much more comfortable with the belts. I hope this helps and please let me know if you would like any more detail on any of the above.



Scenes from the Annual Club Picnic!

It was a great day for a picnic and we made the most of it! Good food, good people, and great cars, what more could you ask for? We had one medical emergency but our guest who was ill has made a full recover and is doing well. As for the rest, the pictures say it better than I ever could! Pictures provided by Lyman Ridgeway & Rick Johnson



John Harman was grillmaster, using a grill provided by the Johnson Brothers



Dressing Your Legs

By Sherry Wink


Stockings or hosiery in the Model A years came in a variety of materials. No nylon, much too early. But silk, silk and Rayon blends, Rayon, mercerized cotton, mercerized lisle (a fine, high-twisted and hard-twisted cotton thread, at least two-ply), wool, and Rayon and lisle blends were all available. The majority of stockings had seams, but not all! Per the MAFCA Fashion Guidelines (MFG), "Research has indicated that seamless silk hosiery was worn with summer wear." But if hosiery had seams, they were the same color as the stocking, not a contrasting color.

Much more can be said on fabric weight and what material or style was appropriate for what occasions, but today we are going to talk a little about colors. I would have thought natural colors were all there was but not so! Earlier in the 20s, bright color stockings were quite popular and some of those still appeared in the Model A years. See the two bottom left ads from 1929. These showed colors matching outfits. But fashion apparently changed as in 1930, the same fashion magazine said that these pastels were not used to repeat the dress color, but as a color contrast.

As suntans began to be associated with wealth in the late 20's, the more natural look gathered popularity. As poetically put in a 1929 Gordon Hosiery ad: *"There is In this fashion of complementing one's complexion with one's stocking a subtle artistry a complete harmony that we have never consistently achieved before. For, as legs take on the same tone as face, arms, and neck (which is the object of the skin-tone stockings) our frocks become dramatized. . ."*

For general guidelines, follow the MFG: stockings a shade or two darker than skin tone for sports and casual wear. In the afternoon and early evening, "there was little contrast between skin tone and dress; for example, a red dress with pink-beige; a blue dress with gray-beige, etc." Evening hosiery could also be pastel colored. White stockings were for mostly for nurses and brides. . As listed in the MFG, some Hosiery colors listed for 1929 were: "Youth, ecstasy, pearl blush, tansan, moonlight, nude, gloaming, boulevard, French blonde and gunmetal. For 1931 the colors were, from lightest to darkest, beige Clair, Biscay nude, sunbask, blonde dore, oak rose, promenade, nightingale, brown leaf and ebony."

Sources include the MAFCA Fashion Guidelines Publication and witness2fashion.wordpress.com



Arch Preserver Shoe
ad. *Delineator*, June 1929.



Realsilk Hosiery ad, *Delineator*, October, 1929.



Realsilk hosiery colors for April, 1929.



1928 Sears spring catalog,

This 1929 recipe book was put out by the Snow King Baking Powder company, featuring, of course, all recipes that MUST use Snow King Baking Powder to be successful!

French Chocolate Cake

- 2 cups sifted cake flour
- 3 teaspoons baking powder
- 1/2 teaspoon soda
- 1/2 cup shortening
- 1 cup sugar
- 2 egg yolks well beaten
- 1 1/4 cups milk
- 1 teaspoon vanilla
- 3 squares bakers unsweetened chocolate
- 3/4 cups cocoanut-Southern style
- 2 egg whites stiffly beaten



Sift flour once, measure, add baking powder, soda and sift together three times.

Cream shortening thoroughly, add sugar gradually, and cream together until light and fluffy, add egg yolks, chocolate and cocoanut, then the flour and milk a small amount at a time. Beat after each addition until smooth. Add vanilla and fold in egg whites.

Bake in greased layer cake tins in a slow oven 325° F for 25 to 30 minutes.

Brands We Still Know

James A. Folger was hired as a carpenter to work on a mill for the Pioneer Steam Coffee and Spice Company in San Francisco in 1850. Working there nearly for a year, he bought a claim in the company, eventually becoming a full partner. In 1872, he bought the company and renamed the company to J.A. Folger & Co. Contemporary coffee companies usually bought beans on appearance along. James Folger began cup-testing beans to develop a taste standard for his company product. James' business philosophy, written in a letter to his son shortly before he passed away at 54, noted "There was more to running a successful business than making a profit", and that "money-making was always secondary to a good reputation." James died in 1889 and his oldest son took over the company. In the 1900s, the company began to grow due primarily to a salesman named Frank P. Atha who convinced the company to expand with a new plant in Texas and to start selling in the eastern states.



1931 Folger's Coffee Tin

Interesting note: The Folger's building was the only coffee business to survive the Great San Francisco earthquake of 1906. . During the rebuilding, citizens were given free coffee.



For Sale / Wanted To place an ad send your information to info@nwmoModelA.com, or send to Sherry Winkinhofer

As a service to our members, the area Model A clubs have decided to share our classified ads sections! (this will include Model A specific items only.) Ads will run approximately 3 months unless we are notified that the item is still available.

For Sale: . 1928 Sport Coupe. Frame Off Restoration. \$18,500
Contact Sheryl Craft 641-782-5495. (CIMA 05/2017)

For Sale: 1931 Stock Tudor . Yellow/Black. 8000 miles on Engine. Newer; Exhaust, Manifolds, Shocks, Tires, Brakes, Desert Radiator, Wiring, Steering, Paint, Hood, Gauges, All Steel, Interior. \$18,500
Contact: Ron Rains 515-285-9761 or 515-771-0466 (CIMA 05/2017)

For Sale: 1930 Deluxe RS Coupe. 99% restored. Twelve volt. Priced to sell \$9,500.
Contact: Ron 913-206-1035 (POA 05/2017)

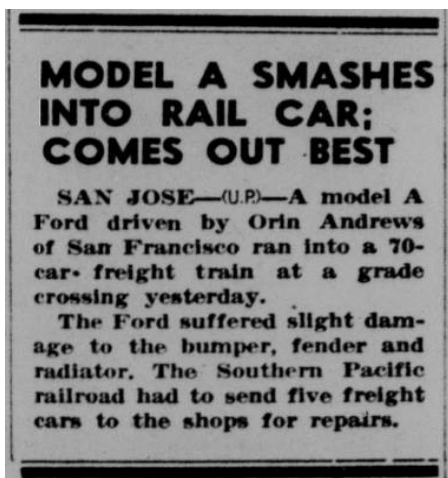
For Sale: Original 1928/29 right rear Roadster fender. Equipped with an original aluminum step plate. Removal of this plate would allow it to be used on a Coupe or Cabriolet also The ender is in fair to good shape and I have now priced at **\$125.00**
Contact: Walt Jones 816-898-8979 (NWMO 05/2017)

For Sale: 1931 Deluxe Coupe with rumble seat. The engine has insert bearings, a Brumfield high compression head and oil filter. 6V alt, low miles on new shocks. Black with white wall tires, yellow wheels. Interior and rumble seat are "as new" with seat belts. Extras include a trunk rack, wind wings, a wolf whistle, police siren and a special flag rack for parades. Stone guard on recently re-cored radiator. \$13,000
Contact: B.J. 805—964-1633 (POA 06/2017)

For Sale; 1930 Model A with Rumble Seat. Interior is mint, great paint, runs well. \$12,000.
Contact: Charles @ (515) 249-1830 (CIMA 06/2017)

For Sale: Three new NOS tires 5.25/5.50x17 still wrapped, \$50 each. Will fit in Model A wheel wells; Six Firestone tires on wheels 4.75.500x17 used, cream powdered w/hubcaps; Diamond Model A combine engine on casters \$400, intake & exhaust manifold, carburetor, magneto starter, water pump, radiator fan shroud, radiator
Contact: Delbert Felts 913-845-3113 (POA 06/2017)

This article was shared on MAFCA's Facebook page. It was original printed in the Madera Tribune, Number 158, 6 October 1951. That must have been one tough car!



Properties: Club Videos Available to Borrow

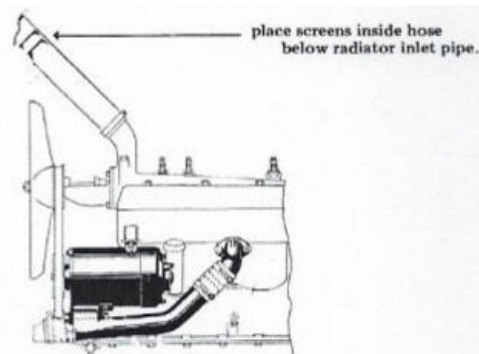
To borrow a video from the club library, a \$25 check is put on deposit to cover the cost of any DVD that might be damaged or not returned. The check is returned uncashed if the DVD is returned in good shape. The following videos are available:

Roadside Troubleshooting
 Carburetors and Carbohydrates
 Gennin along with Lloyd and Floyd
 Fahrenheit Freight
 How to Stop on a Dime
 Biography of Henry Ford
 NWMMAFC at Weston MO Hill Climb

Also, please let Terry Richardson know if you are housing any club property so he can properly account for it in the property inventory. One thing we are looking for is two large Igloo coolers that were donated to the club. Also the wire frames that are stuck in the ground to hold the Model A signs.

TINY TIPS from the MAFCA web page: RADIATOR SCREEN

I have found that most of the problems of overheating are caused by a stopped-up radiator. Rust and grease from the engine and water pump work their way through the engine and lodge in the radiator. To stop the matter from reaching the radiator, a screen can be placed in the upper radiator hose. Here's how: (1) Cut two pieces of window screen (aluminum is good, but brass is better), about 1-inch larger in diameter than the radiator inlet pipe. (2) Form each piece over the outside of the radiator inlet pipe making a cup. Push each cupped screen into the upper radiator hose from the engine end toward the radiator end of the hose. It should fit snug. Push the first screen so that it rests just below the radiator inlet pipe. Push the second screen to a point just below the first screen. Do not push the two screens together. Do not push the screens so that they are crushed by the radiator pipe after installation. The object of the screens is to trap rust before it can enter the radiator. The screens should be cleaned about every 500 miles at first. After that, at intervals as needed. It is recommended that if the radiator has been on the car a long time or if the radiator seems to lose its water after long drives, the radiator should be cleaned to remove all rust and grease. I had the problem of a radiator, stopped-up from engine rust, forcing the water out the top of the radiator. I flushed the radiator but it stayed clean only a short time. Since installing the screens the radiator has stayed clean.—Submitted by Robert Hitchcock



Lathrop Antique Fairgrounds – Gas Station Repairs!

Volunteers, too many to keep count of, have worked miracles at the Lathrop Antique Fairgrounds. The gas station has had some major repairs done in record time. Volunteers from both the Antique club and the Model A club, from the local community, and even from out of state, spent countless hours to help bring this unique building back to life. The Station, unbelievably, was looking good at the annual show this June, barely 3 months following the tornado. These pictures were provided by John Harmon and Lyman Ridgeway. Check out our Facebook page at for these and other pictures of the ongoing repairs! <https://www.facebook.com/fairgroundrepairs>



A lot of money and a lot of man hours have truly made a difference! But there is still more to be done. Anyone interested in making a donation to the Fairgrounds directed toward the gas station can ask Clarence for more info!

Our Visit to the Lathrop Antique Grounds June 17th


Although it was hot, the breeze and the shade kept it a pleasant day to spend at the station. Due to much hard work by volunteers, the station was looking wonderful. Our cars were great accessories to this great old building for the day. Club members spent the day socializing, visiting the other exhibits and the flea market, and sampling the homemade ice cream and kettle corn found around the fairgrounds. All in all, it was a great day to drive a Model A!



Tour to Spring Hill Classics, Wetmore Kansas

The weather was kind to us on this trip. After a week filled with high 90's and heat alerts, the temperature dipped into the 70's for this Saturday tour. The early morning trip started at the McDonalds in Platte City, and by the time we met the northern group at Atchison, our entourage had expanded to 15 Model A's and one modern car! A total of 30 members made this trip to Bob and June Carson's beautiful private museum that include the restored Chrysler/Plymouth Dealership and the Texaco Station next door, also fully restored. We took a break in the middle to enjoy lunch at the Dinner Bell Café. Chili and Linda Canida earned the bad luck award for the trip, first dropping an exhaust pipe, and then following that repair, missing the last turn to Wetmore and taking a scenic tour almost to Topeka before realizing their navigation error (we all took turns calling them, but of course cell phones are not too audible in a running Model A). But they joined us in time for lunch and the journey home so hopefully they still enjoyed the trip. I know we enjoyed their company once they got there! Everyone seemed to have a good time at this beautiful location.





"A" REPAIR SHOP

BOB HESS

12731 CHERRY STREET, KANSAS CITY 64145

816-941-4101 Cell: 816-668-3902

SERVICE - REPAIRS - UPGRADES AND COMPLETE RESTORATION
OVER 20 YEARS EXPERIENCE - MAFCA CERTIFIED MASTER JUDGE

A - Z Model A Parts - Zanes

Ron and Sondra Kester, Owners

773 Central Street

Glade, Kansas 67639

Phone: 785-543-6729

Fax: 785-543-3013

e-mail: 2officegirls@ruraltel.net

AMERICAN LEGION

USMC NAVY
ARMY USAF
COAST GUARD

Serving ALL Veterans and
the Community



Remembering
Those Who Served

Smithville American Legion Post 58

P.O. Box 158

Smithville, Missouri 64089

(816) 532-8115

LOCATED AT:

Hwy 92 & County Road DD

Find us on Facebook at:

<http://www.facebook.com/SmithvilleAmericanLegionPost58>

AMERICAN FAMILY INSURANCE

WWW.AMFAM.COM

DAVID LAWSON

DAVID LAWSON AGENCY, INC.

1520 N Church Rd Ste C
Liberty, MO 64068

Office: (816) 792-4448

Fax: (855) 507-5894

Email: dlawson@amfam.com

2015 American Star Certified Agency

Access Anytime: 1-800-MYAMFAM (800-692-6326)



Bob Bond's Artistry

Quality
Craftsmanship

• Graphics

• Lettering

• Pinstriping

• Airbrushing

• Logo Designing

• Automotive Art

816-554-1800 1-800 BOB BOND

25612 NE Colbern Rd. Lee's Summit, MO 64086-9508

www.bobbondart.com

over
48
years

• Flames
• Gold Leafing

BRATTON'S

ANTIQUE AUTO PARTS



800-255-1929 Phone

www.brattons.com

800-774-1930 Fax

1606 Back Acre Circle

Mount Airy, MD 21771

Your source for Quality Model A Ford Parts since 1976

Mark Freeman



EAGLE AUTO STRIPPING

Blasting With Plastic, Glass & Sand
Fiberglass, Aluminum, Steel, Any Surface
www.eagleautostripping.net

(913) 334-6331

Fax (913) 334-6333

7300 Kaw Drive (K32)

Kansas City, KS 66111

"Best Strip Joint In Town"

BRASSWORKS

Aries Mufflers



New and Used Antique Parts

MILT'S MODEL 'A' REPAIR, PARTS & SALES

F.S. Modern Ignitions • Mitchell Overdrive
Overdrive & 4-Speed Transmissions Installed

403 Cypress St

Grain Valley, MO 64029

hesfrt@sbcglobal.net

Milton Hessfort

Cell 816-590-4317

"HAVE AN 'A' DAY"

Mike's

Michael Butcher

1-888-879-6453

email: mike@mikes-afordable.com

www.mikes-afordable.com



Specialising in 1928 - 1931 Model A Ford Parts

TIP - PROTECT NEW BRAKE LININGS


by Dennis Harwell

From The Distributor, Alamo A's newsletter -

Recently I replaced my brake drums and braking linings. In the past I have always had trouble keeping oil and/or grease from getting on the brake linings. This time I covered the linings with 2 inch blue masking tape. This worked fantastic. I just simply left the tape on until after I finished assembling all the springs and miscellaneous parts. I remove the tape before the brake drums were installed.

See photos at the right.

[Ed: Thanks for the great idea!]



AUTO COLOR & EQUIPMENT

524 E. 23rd Street
Independence, MO 64055

Phone: 816-254-5630
Fax: 816-254-5635

TOUCH UP

Aerosols - Bottles

Computerized Color Match Available

www.auto-color.com

Tom Kautz
Owner

www.tomkautz.com

KAUTZ
Established 1916



Rebuilding Starters, Generators, and Alternators
6volt - 12 volt

920 Commercial St.
Atchison, KS 66002

Phone: (913) 367-1717

Snyder's ANTIQUE AUTO PARTS

12925 Woodworth Rd. New Springfield, OH 44443

The World's Largest Selection of 1909-31 Ford Parts

FREE Fully Illustrated Catalog
\$10.00 outside the U.S., Canada, & Mexico

**Servicing the Hobby
For Over 50 Years!**

Toll Free Ordering (888) 262-5712 or FAX (888) 262-5713
For technical info (330) 549-5313 or FAX (330) 549-2211
Order On-Line @ www.snydersantiqueauto.com



Powder Coating & Media Blasting

Tammy Abma
Office Manager

Phone: 816.220.3170
tammy@opcpowdercoating.com

3355 SW Eastbound US Hwy 40
Blue Springs, MO 64015
www.opcpowdercoating.com

-Membership is Strongly Encouraged in Both of these Excellent National Organizations-



Model A Ford Club of America

Join on line at MAFCA.COM

~Membership Benefits~

The *Restorer* magazine (6 issues per year)

Technical Support (free via mail or email)

MAFCA Chartered Chapters in your local area

National Meets - National Banquets - National Tours

MAFCA also produces publications for sale including

Restoration Guidelines & Judging Standards; Paint & Finish Guide;

Hardware Standards, A series of publications on How to Restore Your

Model A; Era Fashion Guidelines; a number of Other publications

related to the Model A Ford and its era

Membership Types Available

U.S. Membership w/ print edition of The Restorer magazine - \$40

U.S. Membership w/ print edition and Electronic Link to The Restorer - \$45

Canada/Mexico Membership w/ print edition of The Restorer - \$50

Canada/Mexico Membership w/ print edition and Electronic Link to The Restorer Magazine - \$55

International Membership w/ print edition of The Restorer magazine - \$65

International Membership w/ print edition and Electronic Link to The Restorer magazine - \$70

International Membership w/ only Electronic Link to The Restorer magazine - \$40

Optional Initiation Package (Only \$10 extra), For New Members Only!

Back issue of *The Restorer*, MAFCA Lapel Pin, MAFCA Decal, Name Badge .



Model "A" Restorers Club

6721 Merriman Rd

Garden City MI 48135

(734) 427-9050 office

(734) 427-9054 fax

Find Membership forms at

<http://model-a-ford.org/>

2017 Dues- New or Renewals

US Membership \$45.00

US Air Mail \$57.00

() Canada \$55.00

() International \$61.00

New Members Only- Partial Membership:

J/A, S/O & N/D issues only!

() US Membership \$24.00

() US & Canada Air Mail \$34.00

() International \$42.00

With your membership you will receive a club membership I.D. card and the *Model "A" News*, our BI-monthly club magazine. In addition, each member is entitled to a free 40 word classified ad in each issue of our international publication, the *Model "A" News* (A good source of parts and information you may need for your car).

THE ROAD RUNNER

% SHERRY WINKINHOFFER

14900 GREEN BRIAR DRIVE

SMITHVILLE MO 64089-8831