

The ROAD RUNNER

MAFCA "Certificate of Continuing Excellence" 2010, MARC Newsletter of the Year 2010

MAFCA Charter

MAFCA "Newsletter of the Year" 2009, MARC "Award of Excellence" 2011

MARC Region



Officers

President:	Malcolm McIntyre
Vice President:	John Kunkle
Secretary:	Sandi Shaw
Treasurer:	Bob Martin
Activities/Tours :	Cheryl Taylor & Sherri McIntyre
Technical	Ray Meyer
Concerns/Calling:	Karol Russell
Historian:	Vicky Roseberry
Membership/Public Relations:	Liz Blakley
Merchandising:	Mary Ann Jones
Newsletter/Publishing:	Sherry Winkinhofer
Property:	Nelson Young
Webmaster:	Dave Telles
Director:	Bob Russell
Director:	Walt Jones

Birthdays

Ron Anderson	05/05	Harvey Roseberry	05/16
Cleta Mallory	05/10	Milt Hessefort	05/19
Ray Meyer	05/11	Peggy Richardson	05/21
Carole Miller	05/11	Sonny Norris	05/25
Larry Singleton	05/15	Reva Fields	05/28

Anniversaries

Jim & Sandi Shaw 05/01
 Charles & Donna Nill 05/02
 Lyman & Etta Ridgeway 05/08
 Bob & Karol Russell 05/16
 Bob & Nancy Hess 05/17
 Bob & Donna Martin 05/17
 Kale & Carolyn Payne 05/31

Monthly Meeting

May 5th

6:00 dinner available at special price, 7:00 meeting
 The American Legion, 92 Hwy & DD,
 Smithville MO

Board Meeting

May 21st

(The 3rd Thursday of the Month, 7 pm
 The Mid-Continent Library
 Boardwalk Shopping Center, Barry Road and I-29

Technical Meeting & Breakfast Club

Every Wednesday 6:00 -10:00 AM
 HY-Vee, 207 NW Englewood, Kansas City MO

Ice Cream & Socializing

Every Saturday evening 6:00 PM
 Big Burger, 4700 NE Vivian
 Kansas City MO 64119

Presidents Comments:

Another month has passed by already, it seems like I was just writing to you. The good news is that the weather has been better so I've been getting my own cars out and I hope you are doing the same.

Be sure and sign up for as many of our fun upcoming events as you can. We'll be heading up to Cameron again on the 17th for a visit to the Veteran's Home on Armed Forces Day. I can tell you that these folks really enjoy seeing our cars. If you don't already have plans for Memorial Day then sign up for the Bonnie and Clyde event or the Atchison Fly In. There is a registration form on the club's website for Running with Bonnie and Clyde if you would like to attend, as seating is limited. The schedule for the Ladies Luncheon is on the website as well, so ladies please check out which location you will be meeting at next.

I'm looking forward to attending the upcoming Tulsa Regional and promoting our own regional event as well, so lets keep those Model A's rolling.



McIntyre - President

*Don't stress the could haves.
 If it should have, it would have. .*

Editor's Comments:

I really enjoyed hosting the recent Ladies luncheon/Tea and Men's garage day. I don't know what I would have done without the club these last several years and I loved being able to give a little back with this event. Not to mention finally getting to use all those tea party recipes and fun dishes I've had just sitting in the cupboards for years. Who said tea parties are only for little girls! I think all of us ladies enjoyed it tremendously!

I heard several comments from the ladies that it was nice to have an event uniquely for them so perhaps we can do it again soon, although perhaps not on such a large scale next time! I do have a tendency to go overboard, or at least that what my sisters that helped out said! (With a smile!)


And a big thanks to Marvin Taylor for hosting in the barn. It was so great to see Wink's Barn used for Model A activities as he had always planned! Marvin kept the hot dogs cooking and the lemonade flowing among other things, and cleaned up afterwards too. Wow!

I can't say enough nice things to all the men there who worked on the Old Lady to keep her running happily down the road. I couldn't do it with you!

Happy "A"ing



Sherry Wink, Editor



A's in N.W. MISSOURI



Activities & Regional Events

"Departure places and times for events will be published on the Web Site and Newsletter the month prior to the event".

May 10th—Larson's Cruise for the Cause

New Location-Downtown Smithville
Free Will donation waives registration fee
8:00 AM to 1:00 PM, Judging 10:00 to 11:00
Non-profit event that helps local children

May 17th—Armed Forces Day Car Show

Cameron's Veterans Home

Departs from American Legion Hall, Smithville at 9:00 AM
to arrive in Cameron by 10:00
Lunch afterwards at McCorkles in Cameron

May 24th—Atchison Air Show

Leave from Platte City McDonalds
8:30 AM to meet other clubs at the Atchison Train Station by 9:30
Lunch after in Atchison

May 24th—Running with Bonnie and Clyde The Red Crown Symposium and Road Tour

At Zona Rosa—Details in April Road Runner

May 31st-Annual Club Picnic

Details on page 4

June 9-12-Tulsa Model A Territory Regional

Tulsa OK

Visit tulsamodelaclub.com to register
or contact Ken and Tory Brust at 918 728-2015 for info.

July 4th—Parkville July 4th parade

Details pending-save the date!

If you are planning on joining in on any of the tours or activities, but haven't put your name on a sign-up sheet, let Cheryl or Sherri know!
Phone: 816-456-4978 or Email: techguy@nwmomodela.com That way if it has to be canceled or has a location or the schedule changed, you will be notified!


Next meeting:

*I can't believe
I didn't know
that one!*

TRIVIA

CHALLENGE

**Come join us for a night of
Model A Trivia! John
Kunkle is preparing to try
and stump all the experts.
There will be prizes so be
sure to bring your "A"
game (pun intended)!**



Sunshine/Concerns



Karol Russell is our Sunshine/Concerns lady! If you know anybody in need of a card or phone call, please let her know.

And, if you just want to share the news of a happy event, such as a new grandbaby or a wedding, let her know that too!

Call 816-628-3929

Deadline for the Next Road Runner The 20th of the preceding month

Email to roadrunner@nwmomodela.com

Or mail to: Sherry Winkinhofer
14900 Green Briar Dr
Smithville Mo. 64089



Club Contact Information:

President Malcolm McIntyre
info@nwmomodela.com
All Officers: info@nwmomodela.com
Tours and Activities: tours@nwmomodela.com
Publications: RoadRunner@nwmomodela.com
Membership: Webmaster:
webguy@nwmomodela.com
Tech Advisor: techguy@nwmomodela.com

Visit www.nwmomodela.com today!

The club website is maintained by
Webmaster Dave Telles
Please email any info, pictures, questions &
suggestions to info@nwmomodela.com



*Our sympathies
to the family of Bob Russell
who passed away April 2nd.*

*Bob was a former president of the club as well
as a current director. His leadership and
guidance within the club as well as his warm
friendship is a great loss to us all.*

Thank you to everyone for your thoughtfulness, prayers
and sympathy that you have given us during this
difficult time. The food and cards were greatly
appreciated along with your support and
friendship.



Karol Russell

Northwest Missouri Model A Ford Club Meeting

April 7th, 2014 American Legion Hall Smithville MO 7:00 P.M.

Vice President, John Kunkle opened the meeting with the pledge of allegiance. Our president, Malcolm asked us to observe a moment of silence for the club members who are no longer with us, including Bob Russell who passed away last week. Our program for tonight was a chance to visit with the members of our club who were here tonight.

Secretary's Report: Motion was made by Laura Martin and seconded by Harvey Roseberry to approve minutes as published in the Road Runner. Minutes were approved.

Treasurer's Report: Approved as read.

Old Business: Jim Spawn gave us an update on his program "Running with Bonnie and Clyde: The Red Crown Symposium and Road Tour" which will be held May 24. There will be a movie set of the Red Crown Tavern where an era fashion show will be held. Several artifacts will be on display including the radiator cap from the original Bonnie and Clyde car and two Thompson sub machine guns used in the Red Crown shootout. Admission for the symposium is free but you must request a ticket to the event from Jim Spawn.

President: Shawnee Town is asking for volunteers to once a week check out and drive around grounds their '29 AA truck and '27 Nash. Any member interested in doing this contact Malcolm. Budget for 2014 was published in the last Road Runner, if any questions contact Malcolm. Malcolm thanked Lonnie Hanks for the fun Shake Down Cruise route he led us on March 29. It was a fun time and good BBQ. New rosters were available tonight at the back table.

Membership : 54 members present tonight. Liz thanked Sherry Winkinhofer for the good job on the new rosters.

Concerns/Calling: Thinking of you cards sent to Delores Dahms and Mary Ann Jones.

Activities/Touring: April 12 – Lathrop Swap Meet, April 16 - Ladies Luncheon at Cascone's on N. Oak., April 26 – Garage Day and Ladies Tea at Winkinhofer barn, May 17 – Cameron Veterans Home.

Publications : Please send pictures of Shake Down Cruise. Any articles by members would be appreciated.

Technical: No answer on quiz so far this month.

Historian: Please send pictures for scrap book.

Merchandising: Mary Ann said any club merchandise you want she can order.

Webmaster: Dave will have an e mail set up in a few days on the web entitled "pictures" where you can send pictures of events that take place.

Regional Chairman: Harvey showed us a proto type of the logo for the 2015 Regional.

Directors : Walt said there is a signup sheet on back table for any members that will be assisting in the road tour for the Bonnie and Clyde event in May. Anyone not at tonight's meeting, who can help, can sign up on the web site or contact Walt Jones.

Terry Richardson said Tim Osborn fell last week and suffered a concussion. He is in Heartland East Hospital in St. Joe, Room 2102 if you would like to send a card. Also, Milt Hessefort had chest and arm pains on his left side. He was told his heart is skipping beats.

Meeting adjourned at 8:25 p.m. Respectfully submitted by Sandi Shaw.

Search for Assistance from Shawnee Town 1929 Museum

Shawnee Town 1929, near Nieman Road and Johnson Drive, has two historic automobiles in their museum collection that are in drivable condition and are used in their educational programs, as well as special events, parades, etc. The first is a restored 1929 Ford AA heavy duty truck used on their recreated 1920's truck farm. It had a frame-off restoration last year, but it is often finicky about running, mostly because it isn't ran enough. The other auto is a 1927 Nash. It runs, but currently needs a new battery, brake job, etc. It hasn't been started since last fall.

They are looking for an experienced Model A'er to help them! This volunteer position would come in several times a month to check everything over, top off fluids, make necessary small repairs, and take the vehicles for a drive around the museum grounds. The museum would pay for gas, oil, and whatever supplies are needed. The best thing that can be done for these old machines is to maintain and run them. Interested people can call Charlie Pautler, direct at [\(913\) 742-6421](tel:9137426421). Each volunteer would be required to have a valid driver's license and pass a background check, as is required for all volunteers and employees. Have a little time this summer? Consider volunteering and help keep history alive and running!



April 7th Meeting

Our April 7th meeting was a low key laid back gabfest, and I didn't hear a single complaint! Even with the extra time, there still wasn't enough time to visit with everyone! But I sure tried!

We did have an impromptu presentation by Jim Spawn regarding the upcoming Red Crown Symposium. Jim, entertaining as always, filled us in on some of the exhibits he has gathered together for this upcoming event, and the lengths he had to go to track them down. Quite a task but it should be well worth it!

Hope to see you at the May meeting, and maybe we can get a little more visiting in!



Annual Club Picnic—Early Date!

Don't forget to mark your calendars for the club picnic! This year because of the high participation going to the Tulsa Regional in June, we are having it earlier than normal. So mark those calendars for **May 31st**. It will again be at the gazebo at Sailboat Cove at Smithville Lake. **Remember, it's a county park so there is a \$5 per car entry fee.**

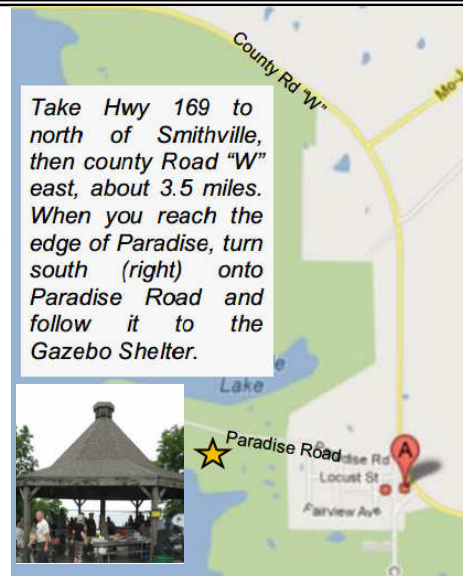
Arrive at 11:00 a.m. to get ready for a 12:00 meal! As usual, the club will provide the meat and tableware. It's suggested that members bring a dish as divided by the alphabet to ensure plenty of variety!

A-I: Covered Dishes

J-Q: Desserts

R-Z: Salads

Remember, the above is just a suggestion, if you have a specialty dish you would like to bring, feel free to be a non-conformer! And the main thing is: Come join us!! It's always a lot of fun, there is room for everyone, and the more Model A's attend, the better the pictures, so don't forget to drive them if the weather behaves! See you there!



Don't Forget—Annual Visit to the Cameron Veteran' Home May 17th

Our upcoming trip to Cameron is on May 17th, and we are celebrating Armed Forces Day. If you ask me, this is the most important tour we do all year! If you can possible join us, I strongly encourage it! The veteran's really do love to see us roll in that drive, and look forward to it every year.

We will depart form the American Legion Hall at 9:00 AM in order to arrive in Cameron by 10:00. The St. Joe group will meet us there as normal. We will head to McCorkles on the Square in Cameron for lunch following the visit.



Atchison Fly In, May 24th

Join with other Model A'ers to travel to Vintage and Experimental Aircraft Fly-In at the Amelia Earhart Airport in Atchison Kansas. Any in our group headed to this event are welcome to meet at the Platte City McDonald's for an 8:30 AM departure to meet other clubs at the Atchison Train Station by 9:30. All will then proceed to the Atchison Airport as a group. Lunch is planned in Atchison after the event.



MARC Membership Meet April 3

By Harvey Roseberry

Three couples traveled across the state to St. Louis and attended the MARC 21014 membership meeting. A first for Vicky and I, Leland Daise & Sue Long, John & Beth Osborn to attend a MARC sponsored event.

The four day event was well attended with over 250 MARC members. Each day different activities were on our schedule, touring St. Louis by trolley, attending seminars and yes time for some great food. The membership of MARC is a fun friendly group of Model A enthusiasts. Speaking for our group the St. Louis membership were the perfect host. Good times and Model A memories were had by all.



2015 Regional Shirts

If you ordered shirts to wear to Tulsa promoting our 2015 Regional, they will be available at the next meeting. Please bring your money and give it to Harvey Roseberry or Karol Russell, and they should have a bright red shirt to trade you for it!

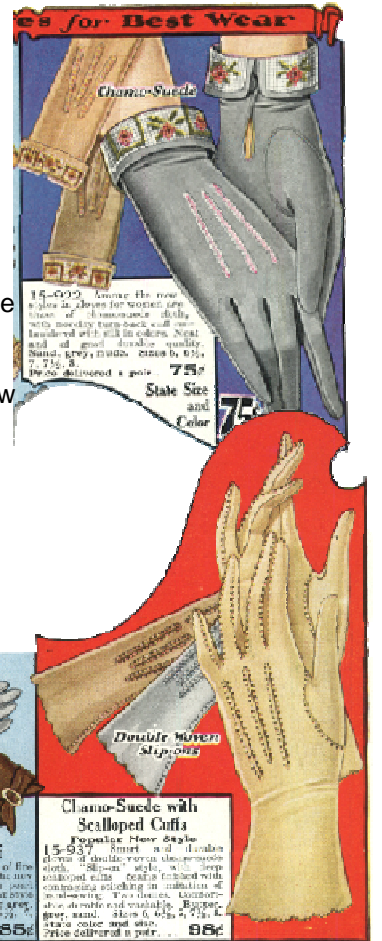
Ladies Gloves

By Sherry Wink

Ladies gloves of the Model A era were a necessity when outside the home. They didn't have a wide selection of colors, with mostly earth tones being available. Colors in these gloves from a 1928 Simpson's catalog include colors of grey, white, sand, and of course black. If you were looking for luxury, they also listed champagne and beaver, as well as nude. In 1930, some pastel colors started to become available for afternoon or formal wear.

Notice the variety of cuffs available: From the ones on the upper right that look like cross stitch, to the fur in the bottom middle, or the gauntlets on the lower left, there were a lot of different styles available. But one detail you will notice on all ladies gloves from this era are the 3 gores sewn on the back of glove. There are a few exceptions to this rule such as some long formal gloves.

Styles of gloves were very specific for the type of use, such as daytime wear or for sports, or formal events. Most of the glove shown on this page are for outdoor wear.



A simple but vintage velveeta recipe to make. I found it on vintagerecipecards.fires.wordpresss.com, but it comes from a 1931 cookbook called "Cheese and Ways to Serve It".

Velveeta Crisps (1931)

1 pkg Kraft Velveeta

1 loaf fresh bread

Soften a package of Kraft Velveeta over hot water.



Cut bread in very thin slices, trim off crusts and spread with Velveeta.

Roll up, skewer with toothpicks and toast on the broiling flame, turning often so that all sides are an even color.

Brands We Still Know!

Velveeta was invented in 1918 as a way to use cheese wheels that were broken during the manufacturing process. Velveeta was original made using real cheeses mixed with whey, a byproduct of cheesemaking.

The name Velveeta was intended to promote its velvety smoothness when melted.

The Velveeta Cheese Company was sold to Kraft Foods in 1927.

Now this new cheese treat

—so wholesome
all can eat it freely

***Digestible as milk itself!**

KRAFT Velveeta
The Delicious New Cheese Food

May 1930 Good Housekeeping

A 1930 ad from the May 1930 Good Housekeeping

Model A Quiz

This year we're starting a new game, with questions based on Model A technical information!

Question: What is the distributor rotor revolution direction - Clockwise or Counterclockwise?

For "Bragging Rights", put your answer on a postcard and send it to:

Ray Meyer, 710 NW Rosaceae Drive
Blue Springs MO 64015

or email Ray at techguy@nwmoModelA.com

April Quiz Question

Question: What is the Oil Pump pressure range in pounds

Answer: 80-100 pounds

Did you know?

No winners contacted Ray this month. ☹️

Proverbial Rear Main Leak

■Tech Article provided by Ray Meyer

An article from antiqueenginerebuilding.

After 30 plus years of experience with the Model A & B engines, the most common problem is a rear main oil leak. This problem can be very simple to correct or it can turn into costly time consuming job. What is important is a correct diagnosis. You do not want to rebuild engine if you have a bad oil filler cap. Do not assume the worst until you have checked out the problem thoroughly.

1. After wiping clean flywheel housing. Check that oil is leaking from out of cotter pin hole at bottom of flywheel housing. If oil does not leak out of cotter pin hole you have a leak someplace else, suggestions oil pan, timing case cover, front seal, valve cover, oil pipe to mention a few. Most oil leaks drip off of the cotter pin. You need to determine that oil is leaking out of the cotter pin hole not off of the cotter pin to be a rear main leak. If oil is leaking out of cotter pin hole go to step 2.

2. Remove oil filler cap check to see that oil filler pipe is not restricted or plugged. With oil filler cap removed from car take car for a drive. If leak stopped the oil filler cap is bad. There are tabs bent over under top of cap to stop cap from seating all the way down. The stops could be bent or missing on your cap. This will seal crankcase pressures in and will force oil out. Replace oil filler cap. This is a common problem, overlooked and easy to fix.

3. Hold a plastic food storage bag around oil filler pipe and bring engine to high idle. Bag should flutter if does not and fills up with air, you have excessive blow by in crankcase. This can be caused by bad rings, pistons, cylinders or possibly valves and guides. Excessive pressures in crankcase will cause oil to leak out rear main and any other place not sealed.

4. If above is all good now remove half-moon inspection cover on flywheel housing, three hex head screws. Chock wheels. Check to see if inside of flywheel is wet with oil. If flywheel is wet inside this means oil is leaking out rear main cap and or cap to block. Start engine, with flash light look for oil leak. EXHAUST IS HOT AND MUST BE VENTED.

POSSIBLE PLACES FOR OIL LEAK. Checking inside flywheel housing with half-moon cover removed. Engine running

A. Dripping or running down right side of engine around outside of rear main cap. Probably gasket between engine and flywheel housing. Remove engine and replace gasket. We seal around camshaft hole with RTV no longer use a gasket.

B. Dripping between rear main cap and block at shims. Cap must fit flat to engine block. Rear seal part A6335 must be filed flat with block. I use a thin film of RTV on both sides of shim to prevent leakage.

C. Dripping outside of rear main block could be oil running up rear main bolts, I use RTV under heads of the rear main bolts and on threads of the two upper bolts that secure flywheel housing to block. These leaks are generally slow drips and are not common.

D. Dripping or running out of back of rear main cap into flywheel is common. This is a rear main leak. If you have not seen oil leak at this time take car for a drive, immediately chock wheels and check again. If rear main leaks. Remove oil pan.

E. Check oil tube on rear main cap that it is not missing, broken or cut off. The end of this pipe must be in oil in bottom of sump. If pipe is not in oil, pressures in crankcase will blow oil out rear main. If pipe is screwed into cap too far this will restrict oil flow back to sump and cause rear main leak. The oil galley plug in rear main should be installed again to stop crankcase pressures from pushing oil out rear main. Next remove rear main cap, oil galley in cap must be open and clean so oil can flow back to sump. With cap removed from engine you can now inspect Babbitt for wear, cracks chips, ECT. The last quarter inch of the bearing must be full diameter of Babbitt no cuts, grooves or chips. Shims must fit tight to crankshaft. Plastigage can be used to check bearing clearance at this time with engine still in car. I suggest a jack be used to apply pressure upward on crankshaft. This will seat crankshaft up into bearings in block to give you an accurate measurement. Desired clearance is .001 to .0015.

By now you should have diagnosed the problem. I hope that your problem was easy to fix. I have seen newly rebuilt engines leak and many times it was just the oil filler cap. Do not assume the worst till you have checked out the problem thoroughly.



Shakedown Cruise—March 29th

By Sherry Winkinhofer



The annual Shakedown Cruise was great success. The weather was warm and sunny, although the trees were just starting to bud out. Our route took us through some beautiful back country roads, where, thanks to John Osborn, we made a loop through a certain cul-de-sac to parade by (and stop and visit with) member Dan Wantland. Dan, whose health prevented him from joining us, had a huge smile on his face!



We found a few wrong turns on the road, and at one point, we caught ourselves coming and going! But we quickly got back on track and continue our leisurely drive to Wabash BBQ in Excelsior Springs where we filled up the restaurant with more members meeting us there.



Following a delicious meal, we broke up and all headed home, eager for the new touring season to continue!



Ladies Luncheon and Tea/Men's BS and Repair Session April 26th

By Sherry Wink

It was a beautiful spring day, and the weather cooperated by providing sun and warm weather. Approximately 20 ladies joined us at my home to enjoy the finger sandwiches and other dainties served on crystal and china. From cucumber sandwiches to mini quiches, from petitfours to mango rose tarts, and hot tea and ice cold salads, everything came together for a luxurious afternoon of pampering and socializing. Fresh flowers and china on the tables help set an elegant mood, and it was enjoyed by everyone there!

On the other end of the spectrum, about the same amount of guys showed up to spend their time in Wink's Barn. They were treated, not to frou-frou food, but to simple grilled hot dogs and chips, lemonade and brownies. Somehow, there were no complaints from that location either, not even about Marvin Taylor grilling the hot dogs for them! Although they were later invited for leftovers, we didn't have many takers, proof that they thought their food was just right for them!

The gentlemen were kind enough to check over the Old Lady and also Paula and Jenny's Tudor, giving our horns a tune-up, and ensuring other maintenance tasks were taken care of. This club takes good care of it's lady drivers, and both Paula and I can't thank them enough! But there was also plenty of time for the guys to indulge in a good BS session and enjoy themselves too! It was a fun day and I think everyone went home happy that they came ! Thanks for making it such a good day!



The Things We Learn From Nature

By Bob Martin

Today is one of those beautiful pre-Spring days that are rare and unpredictable in Northwest Missouri at this time of year. The sun is shining, but the breeze has a slight coolness about it that reminds us that winter is not yet complete. There is some budding of the maple tree in the front yard and tulips are starting their advance through the ground, but what has captured my attention, this day, is the pair of wrens in the maple tree. They are busy carpeting the birdhouse with fresh layers of dried grass for their new nest. But this makes me think back to what happened last year.

Again, it was close to this time of year when my wife and I were enjoying a temporary reprieve from the cold, on the front porch swing. Signs of life were returning after another harsh winter, and there at the birdhouse were a pair of wrens working tirelessly to prepare a new nest in their newly acquired residence. It was easy to see who was in charge of this exacting task; it was the female. In the beginning phase of construction, the male and female wrens would take turns flying off to gather building materials while the other stood guard, so no other bird would stake a claim to their swinging "castle". But as the work progressed, we noticed a change. Mamma-bird was not happy.


Every blade of grass, every piece of paper, every scrap of cloth, or discarded feathers had to be inspected and approved by Mamma-bird, before she would carefully place it in an exact spot. Some things that the Daddy-bird would bring would not always meet specifications, and he was sent off to try again. He remained patient with this process for several hours, but it came to an end with a new discovery.

On one of Daddy-bird's trips, he found a shiny piece of clear cellophane. He brought it to the yard and set it on the ground below the birdhouse, and spent a considerable amount of time admiring his newfound possession. He looked at the front, back and all the sides as he hopped around. It was easy to see that he really pleased with what he acquired. Filled with the spirit of conquest in finding such a prized item, he flew it up to the birdhouse and placed it in the nest. Then Mamma-bird came home and found the prized piece of cellophane and immediately plucked it out of the nest and threw it out of the birdhouse.

Undaunted, the Daddy-bird retrieved his prized possession and returned it to the nest. Again, Mamma-bird threw it out of the door. This scene was reenacted several times over in rapid secession until Daddy-bird got an idea. He waited until he saw Mamma-bird leave and he returned the shiny piece of cellophane to the nest. But she remained steadfast in her objection and threw it out when she returned. Again he waited until she left the nest and then he would return with the cellophane. This process was repeated many more times, until he gave up and flew up to a branch near the opening of the birdhouse. It seemed as if they were having a very serious, heated discussion on the subject of decorating their abode. Since I don't speak fluent wren, I can only guess that this discussion pertained to his insistence and her refusal to incorporate the cellophane in their home. We watched this drama unfold for hours, and all the while adding our own personal commentary to each event like a sportscaster.

But evening was rapidly approaching and bringing with it a chill in the air, so my wife and I retreated to the comforts of the climate controlled interior of our home, while the birds worked on their differences. As I last looked back at the birdhouse, before closing the door, I saw the Daddy-bird fly away. The next day, there was no sign of either bird at the birdhouse. It would appear that their difference of opinion had led to divorce.

There is a lesson to be learned from this tale. Beware of what shiny (or greasy, rusty, dirty) treasure you bring home from an adventure at a swap meet, for Mamma-bird may not see it, or appreciate it as you do. It could lead to you and your treasures being evicted out the front door. But take heart, carefully planning in advance and a very spacious garage can go a long ways towards preserving your happy "nest".



Don't forget! May 24th

Running with Bonnie and Clyde: The Red Crown Symposium & Road Tour



Walt demos one of the weapons that will be on display at the event



Some of the guns used at the Red Crown Shootout. These will be on display at the Symposium





For Sale / Wanted

As a service to our members, the three area Model A clubs have decided to mutually share our classified ads sections! We are also now including items from our friends in the Central Iowa Model A Club (this will include Model A specific items only.) Ads will run approximately 3 months unless we are notified that the item is still available.

For Sale: Model A & Model B Engine Parts for sale.

Contact: Don Lobner (913) 441-4649 (04/2014 NWMO)

For Sale: Two (2) Brand-new in the package 21in metal stem tubes for sale. Nickel plated USA -\$65. Paid \$77 + shipping, got the wrong ones and waited too long to return them. A great bargain for someone!

Contact: John Osborn (816) 436-0452

For Sale: 1930 Model A Tudor, very clean driver. Last summer I started some work on it but encountered medical problems before finishing so there is a little work that needs to be done. I think it's worth \$7000 the way it sits.

Contact Mark McCracken at 913-649-0740 for more info or to come see the car.(04/2014 POA)

For Sale: 1930 Factory Deluxe Coupe. Factory installed roll up/down rear window, rumble seat, B engine with 1244 miles since refreshed engine to include: .030 oversized bore, AER inserted rod bearings, Babbitt mains shimmed to .0015-.002. Compression check at 75,75,71,78 117 miles ago. 2 LED brake and tail lights, stone guard, and new horn. I have extra set of 4 vacuum sealed firestone WW tires at *)% new included. Absolutely no issues with this straight and nice touring Car.

Contact: Steve Hanna (712) 790-0073 (03/2014 CIMA)

Club Property Inventory April 15, 2014

By Nelson Young, Property

General

1. Model A Club Banner 1
2. Conduit Frame
3. Wooden Stands for Banner 2
4. Speakers for PA 2 Sony Model No. ss-mb150h
5. Speaker Stands 2
6. Nady Systems-Dual Channel-vhf wireless microphone system including 2 microphones and receiver SN 21728o31079
- 7 Amplifier 1 Radio Shack, 40 watt Cat. No. 32-2054 SN 710Sgg
8. Extension Cord on Good Pro Reel 1
9. Power Strips 2
10. Misc. cables for PA system
11. box of NWMAFCA Business Cards 1

DVD's

1. Roadside Troubleshooting 1
2. Carburetors and Carbohydrates 1
3. Gennin Along with Lloyd and Floyd 1
4. Fahrenheit Fright 1
5. How to Stop on a Dime 1
6. Biography of Henry Ford 1
7. Radio in the Model A Days 1
8. Replacing your 1930 Pickup Roof 1
9. Rebuilding a Model A Transmission 1
10. Rebuilding a 2-Tooth Steering 1
11. Installing Flathead Ted Brake Floater Kit 1
12. Setting Model A Engine Bearing Clearance 1
13. Paint Your Own Car 1
14. Model A Museum 1

15. 2011 Lathrop Antique Tractor Show 1
16. MWMAFCA 2000 Weston Hill Climb 3

VCR Tapes

1. NWMAFCA 2000 Weston Hill Climb 2
2. Kansas City (movie)-.

Books

Restoring the Model A & B Carburetors by Gordon Bigger 1

Tools

1. Metal Storage Cabinet 1
2. Wooden Storage Cabinet (Located in Wink's Garage)
3. CB Radio SWR Meter 1
4. Tow Bar 1
5. Gas Gauge Removal Tool
6. Light Swith Spider Removal Tool 1
7. Tool Box 1 Diagonal Side Cutters 1 Needle Nose Pliers 1
- Pliers 1 Channel Lock Pliers 1 Wire Strippers 1 Phillips Screw Driver 3 Flat Tip Screw Driver 2
8. First Aid Kit 1
9. Cassie Calculator 1
10. Slow Moving Vehicle Sign 1
11. Hacksaw 1

Briefcase with Club Charters: (in the custody of Sandi Shaw)

MAFCA Charter 2007
 MARC Charter 2007
 Certificate of Incorporation Missouri
 Non-Profit N00791049

A's at the Meeting!



Nelson and Lanell drove their A to the April Meeting. It sure looked good sitting there in the parking lot, but kind of lonely. Now that it's nice weather, think about driving yours!

One to get Ready.....

New member Laura Cook has been getting help from fellow members on getting her Fordor in better running condition, but she hasn't left it all to the boys!

Here she is getting down and dirty with the transmission and other tasks as she gets her car ready for the Shakedown Cruise.



Ladies Luncheon

The Ladies Luncheon will be at, 11:30. Location will be at Applebee's 6069 NE Antioch Road, Gladstone MO 64119 . Please come join us!

Twisted Metal!

Collision Repair and Restoration

Dustin Scott

816-284-1527

Tom Kautz
Owner

www.tomkautz.com

KAUTZ  *Electric
Auto Parts
Auto Glass*

Rebuilding Starters, Generators, and Alternators
6volt - 12 volt

920 Commercial St.
Atchison, KS 66002

Phone: (913) 367-1717

Affordable Machine Quilting

Where you can expect quality work in a timely manner

Rose M. Hamer
cell# 816-288-9662

110 E. 3rd Street
Cameron, MO 64429
rose_hamer@yahoo.com

Kate Harp's Daughter, the next generation of quilters

BRATTON'S

ANTIQUE AUTO PARTS



800-255-1929 Phone
www.brattons.com

800-774-1930 Fax
1606 Back Acre Circle
Mount Airy, MD 21771

Your source for Quality Model A Ford Parts since 1976

AMERICAN LEGION
USMC NAVY
ARMY USAF
COAST GUARD

Serving ALL Veterans and
the Community



Remembering
Those Who Served


Smithville American Legion Post 58
P.O. Box 158
Smithville, Missouri 64089
(816) 532-8115

LOCATED AT:

Hwy 92 & County Road DD

Find us on Facebook at:

<https://www.facebook.com/SmithvilleAmericanLegionPost58>



"A" REPAIR SHOP

BOB HESS

12731 CHERRY STREET, KANSAS CITY 64145
816-941-4101 Cell: 816-668-3902

SERVICE - REPAIRS - UPGRADES AND COMPLETE RESTORATION
 OVER 20 YEARS EXPERIENCE - MAFCA CERTIFIED MASTER JUDGE



516 South 70th Street
 Kansas City, KS 66111

913-788-2628
crosslinkpowdercoating@hotmail.com



EAGLE AUTO STRIPPING

Blasting With Plastic, Glass & Sand
 Fiberglass, Aluminum, Steel, Any Surface
www.eagleautostripping.net

(913) 334-6331
 Fax (913) 334-6333

7300 Kaw Drive (K32)
 Kansas City, KS 66111
 "Best Strip Joint In Town"

Mark Freeman



BRASSWORKS Aries Mufflers

New and Used Antique Parts

MILT'S MODEL 'A' REPAIR, PARTS & SALES

F.S. Modern Ignitions . Mitchell Overdrives
 Overdrive & 4-Speed Transmissions Installed

806 W South Avenue
 Blue Springs, MO 64015
hesfrt@sbcglobal.net

Milton Hessefort
 816-229-1949
 Cell 816-590-4317

A - Z Model A Parts - Zanes

Ron and Sondra Kester, Owners

773 Central Street

Glade, Kansas 67639

Phone: 785-543-6729

Fax: 785-543-3013

e-mail: 2officegirls@ruraltel.net

DON'S SERVICE

BORING • MILLING • SLEEVING VALVE SEATS

DON LOBNER
441-4649

26412 W. 87TH STREET
LENEXA, KS 66227

"HAVE AN 'A' DAY"



Michael Butcher

1-888-879-6453

email: mike@mikes-afordable.com
www.mikes-afordable.com



Specialising in 1928 - 1931 Model A Ford Parts



SHAW'S PAINTING

Carry in only. Body and paint work

\$20.00 an hour.

Can paint all top coats; usually use Dupont finishes

Jim Shaw

816-436-5538

Snyder's ANTIQUE AUTO PARTS

12925 Woodworth Rd. New Springfield, OH 44443

The World's Largest Selection of 1909-31 Ford Parts

FREE Fully Illustrated Catalog
 \$10.00 outside the U.S., Canada, & Mexico

**Servicing the Hobby
 For Over 50 Years!**

Toll Free Ordering (888) 262-5712 or FAX (888) 262-5713
 For technical info (330) 549-5313 or FAX (330) 549-2211
 Order On-Line @ www.snydersantiqueauto.com

Invitation To Join Model A Ford Club of America

New Membership

Name _____
 Spouse's Name _____
 Address _____
 City _____
 State _____ Zip _____
 Country _____ Telephone _____
 Permission to publish my telephone number in future Membership Rosters? Yes: ____ No: ____

Gift Membership

Name _____
 Spouse's Name _____
 Address _____
 City _____
 State _____ Zip _____
 Country _____ Telephone _____
 Permission to publish my telephone number in future Membership Rosters? Yes: ____ No: ____

~ Membership Benefits ~
The Restorer magazine • Technical Support • Local Chapters • National Meets • Era Fashion Guidelines • "How To Restore" Series • Judging Standards and Restoration Guidelines

Dues per year are
 U.S. Membership - \$40
 International Membership - \$50
 International First Class - \$56
 Make checks or money orders payable to
 MAFCA
 U.S. Funds Only

For Credit Card Orders ~

Visa / MasterCard (circle one)

Card Number: _____

Exp. Date: _____

Signature: _____

____ Membership Only ____ Membership + Initiation Package

**Optional Initiation Package
 For New Members Only**
 1 - Back Issue of *The Restorer*
 1 - MAFCA Lapel Pin
 1 - MAFCA Decal
 1 - Name Badge
 Only \$10 extra



Return this form and payment to:
 MAFCA

250 South Cypress Street • La Habra, CA 90631-5515

Source: MAFCA Web Site
 2008 Membership Form

MODEL "A" RESTORERS CLUB

6721 Merriman, Garden City, Michigan 48135



Membership Dues: Regular Mail: U.S. \$38;
 Air Mail: U.S./Canada \$50, International \$56 for the calendar year.
 Includes 6 issues of *Model "A" News* over a calendar year. U.S. funds only

Name (Print) _____

Spouse's Name _____

Address _____

City _____ State _____ ZIP _____

Phone Number _____

Is it ok to list phone number in club roster (yes or no)? _____

Signature _____

EMAIL address _____

Is it ok to list email address in club roster (yes or no)? _____

Circle one: Check | Visa | MasterCard | Discover Card

Card Number _____

EXP. Date _____ last 3 digit code on back of credit card: _____

THE ROAD RUNNER

% SHERRY WINKINHOFFER

14900 GREEN BRIAR DRIVE

SMITHVILLE MO 64089-8831