

# The ROAD RUNNER

MAFCA Charter

MAFCA "Newsletter of Excellence" 2015, MARC "Award of Excellence" 2015

MARC Region



## Officers

President:	Bill Skaggs
Vice President:	Loura Cook
Secretary:	Sandi Shaw
Treasurer:	Bob Martin
Activities/Tours :	
Technical	Walt Jones
Concerns/Calling	Etta Ridgeway
Membership/Public Relations:	Liz Blakley
Merchandising:	Amy Lang
Raffle	Glenda Dunlop
Newsletter/Publishing:	Sherry Winkinhofer
Property:	
Webmaster:	
Director:	John Kunkle
Director:	Terry Richardson

## Birthdays

Sandy Skaggs	08/01	Sandy Hank	08/10
Paula Steenstry	08/01	Karol Russell	08/12
Nelson Young	08/06	Bill Auch	08/19
Terry Richardson	08/07	Eddie Griggs	08/19
Sandi Shaw	08/07	Kelly Claus	08/29
Etta Ridgeway	08/09	Mary Lou Matteson	08/31

## Anniversaries

Nelson & Lanell Young	08/04
Devin & Cara Skillman	08/16

## Monthly Meeting

**August 7, 2017**

6:00 dinner available at special price, 7:00 meeting  
The American Legion, 92 Hwy & DD, Smithville MO

## Board Meeting

**August 17th, 2017**

The 3rd Thursday of each odd month,  
7 pm , Mid-Continent Library  
Boardwalk Shopping Center, Barry Road and I-29

## Technical Meeting & Breakfast Club-KC

**Big Biscuit in Liberty**

Please join us every Wednesday 7:00 am to "whenever"  
at the Liberty Corner Shopping Center, at 840 Missouri Highway  
291, (816-429-5314)

## Technical Meeting & Breakfast Club-St Joe

Every Monday 8:00-10:00 AM  
Hy-Vee 201 North Belt Highway, St. Joseph

## Ice Cream & Socializing

Every Saturday evening 6:00 PM  
**Moved to Wendy's in Liberty**  
3 Victory Dr, Liberty, MO 64068

## **Presidents Comments:**

The summer is getting hot, but there are still plenty of fun ways to cool off. The Ice Cream Social at Loura's on the 19th is just one of the fun activities showing on our calendar.

And of course there are the early morning breakfast meeting in Liberty and Saint Joseph as well as the Saturday evening ice cream gathering.

Come join us at one of these event, and of course at the August meeting. A lot of Model A fun is happening and there are a lot of good friends to talk to.

See you there!

Bill Skaggs, President.

---

*Whoever said nothing was impossible obviously  
never tried slamming a revolving door.*

---

After quite a few inquiries, I've been ~~coerced~~, I mean ~~leaned on~~, I mean graciously asked to host another trip to Table Rock, so I'm happy to do so! This year, instead of stopping at an extra attraction on the way, the extra will be in Table Rock. They have a special showing of Civil War memorabilia that is one of the largest private owned collections in the Midwest, with over 180 guns as well as some other very unique items. So it should be a very interesting exhibit to visit during the car show.

Of course, there will a lot of sitting around visiting, eating, and just relaxing, just like before. We can listen to the music drifting from the city square across the street, and watch the fireworks from the front yard. Nothing drastically different from the last times, but just a quiet casual excuse for a Model A drive. Let me know if you want to join us!

Our club has volunteered to set up and run the Car Games at the 2018 Springfield Regional, just like the Heart of America club assisted us with the Hubbell Races and the Plain Ol A's took care of the car games for us. It's great to have such great clubs in our area and for us all to work together so well! But to help ensure we are prepared, it's been decided we should have our own Car Games this fall. See page 4 for the dates we have available, and give your input on what would work for you! For those new members that have never participated in Car Games, you're in for a lot of fun! There is no racing or speed involved, but your fishing skills can be challenged, as will your sense of balance, distance, and driving skills! Plan on joining in the fun!

Happy "A"ing.

Sherry Wink, Editor

# NORTHWEST MO MODEL A FORD CLUB MEETING

American Legion Hall, Smithville, MO

July 10, 2017 7:00 p.m.

**Meeting Opened By:** Vice President, Loura Cook led us in the pledge of allegiance. Lance Burton discussed the 2018 regional to be held in Springfield, Mo. sponsored by Heart Of America Model A group here in K.C. Regional will be from June 4-8, 2018. Host hotel will be Ramada Inn Oasis on Glenwood with a rate of \$99.00 a night.

The next part of the program was Jean Hoeykens who grew up across the street from the gas station the club restored in Lathrop. She told of her memories of that time.

Harvey Roseberry and friends gave a presentation of the fun activities they had in Omaha at the regional in June.

**Secretary Report:** Minutes for June published in the Road Runner were approved as printed.

**Treasurer Report:** Approved as read.

**President:** The Christmas party will be December 10. Location of the party will be decided at the next board meeting.

**Directors:** Walt Jones said he is looking for new officers and board members for next year. He needs someone to step up and take a job if the club is to continue.

**Membership:** 53 members and 4 guests were present.

**Newsletter/Publishing:** Sherry said she has a possible candidate for web master since a new one is needed.

**Activities:** Terry Richardson said 5 model A's were in the Parkville parade on the 4<sup>th</sup>. 15 model A's and 1 modern went on the tour to Wetmore.

**Concerns/Calling:** Get well cards were sent to Loura Cook, Sandy Hanks, Andy Bennett, Arlo Hartman, Liz Blakely, Lanell Young and Gladys Lawson. Sympathy card to Mary Lou & Bill Matheson. Thinking of you card to Bill & Kathi Crawford.

Meeting adjourned at 8:15 p.m.

Respectfully submitted by Sandi Shaw

## MAFFI Newsletter Minute

There's A New Girl in Town!

A new arrival at the Model A Museum is a 1931 Right Hand Drive Deluxe Phaeton which is currently on loan from MAFFI member, Tom Mack of South Carolina. It will be displayed as a part of the "A"round the World Exhibit. Make plans to come and say, "Hello" to this beauty during Model A Day, September 16th!

We had a visit recently from the cars in the Great Race which made for a busy day at the Gilmore. Lots of excitement and lots going on at the Museum!

Thanks to all of you who donate to keep this a continual success.

Marsha Quesnel, MAFFI Trustee, [clubcontact@maffi.org](mailto:clubcontact@maffi.org)

## WOMAN'S REVENGE

'Cash, check or charge?' I asked, after folding items the woman wished to purchase. As she fumbled for her wallet, I noticed a set of keys proudly labeled Ford Model A.

Wow, that's great! I said, you drive a Model A? 'No, it's my husband's car,' she replied, 'but he refused to come shopping with me, and taking his keys was the most evil thing I could do to him legally.'



**TENTATIVE SCHEDULE**  
10 a.m. Vintage Car Show  
11 a.m. Dust Bowl Open Jam Session  
1 p.m. Youth Acoustic Contest  
2 p.m. Dust Bowl Concert

**Food, Drink and Ice Cream Available!**



All Events are Free! More Info 816-916-4100 • Visit Facebook/Dust Bowl Jamboree



## Activities

"Departure places and times for events will be published on the Web Site and Newsletter the month prior to the event".

### **August 11-13th—Platte County Gas and Steam show**

No final details—check at the meeting for info

### **August 19th— Ice Cream Social**

2:00 pm at Laura Cooks place,  
7880 NE Bacon Road, Cameron MO 64429

### **August 20th—Hamilton Steam and Gas Engine Show**

No final details—check at the meeting for info

### **September 9-10th—Weekend in Table Rock Nebraska**

Leave Platte City QT at 8:00 am Saturday  
Return Sunday

### **September 24-29 -- 2017 MAFCA National Tour**

Hosts: Bakersfield Chapter

Beginning in Paso Robles, CA, over the Golden Gate Bridge  
and ending in Napa Valley.

<http://mafca.com/events/2017%20Nat%20Tour%20Info.pdf>

### **September 16th—Mystery Tour to celebrate Model A Day**

Hold the date, few details available!

### **September 30th -- Dust Bowl Jamboree**

E.H. Young Riverfront Park, Riverside Missouri  
All events are free

More Info 816-916-4100, visit Facebook/Dust Bowl Jamboree

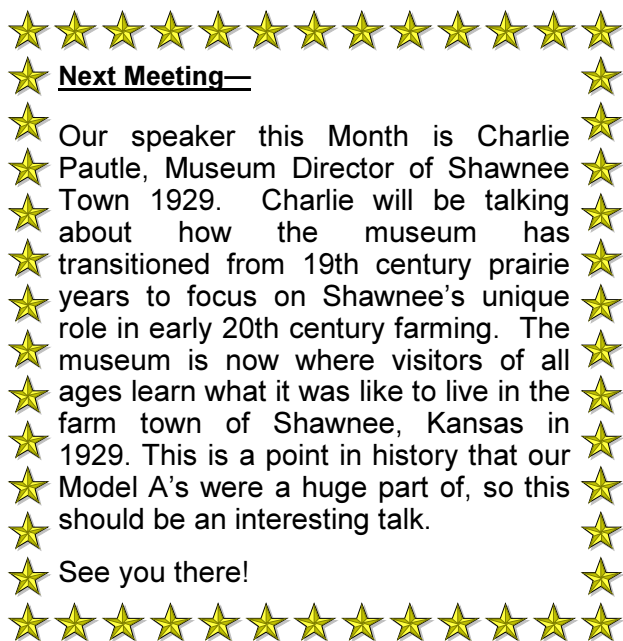
### **Save the Date**

October 7th—Weston Applefest Parade

December 10th—Annual Christmas Party

If you are planning on joining in on any of the tours or activities, but haven't put your name on a sign-up sheet, let Marvin Taylor know!

Phone: 816-807-6300 or Email: [tours@nwmomodela.com](mailto:tours@nwmomodela.com) That way if it has to be canceled or has a location or the schedule changed, you will be notified!



### **Next Meeting—**

Our speaker this Month is Charlie Pautle, Museum Director of Shawnee Town 1929. Charlie will be talking about how the museum has transitioned from 19th century prairie years to focus on Shawnee's unique role in early 20th century farming. The museum is now where visitors of all ages learn what it was like to live in the farm town of Shawnee, Kansas in 1929. This is a point in history that our Model A's were a huge part of, so this should be an interesting talk.

See you there!

## August Mystery Member

- Talked with Charles Manson for about twenty minutes
- Shook hands with Elvis
- Interviewed Lefty Frizzell, Bobby Bare, Stuart Hamblen and Charlie Daniels
- Spent 1/2 hour in a 6' x 6' booth with Academy Award winning actress Shirley MacLain
- Used Henry Ford's bathroom

## Can you guess who it is??

### **Mystery Member**

Last month's Mystery Member was Joe Wishon—Did you know?!



### **Sunshine/Concerns** (816) 719-9997



Etta Ridgeway is our Sunshine/Concerns lady! If you know anybody in need of a card or phone call, please let her know. And, if you just want to share the news of a happy event, such as a new grandbaby or a wedding, let her know that too!

### **Deadline for the Next Road Runner**

The 20<sup>th</sup> of the preceding month

Email to [roadrunner@nwmomodela.com](mailto:roadrunner@nwmomodela.com)

Or mail to: Sherry Winkinhofer

14900 Green Briar DR

Smithville Mo. 64089



### **Club Contact Information:**

President Bill Skaggs: [info@nwmomodela.com](mailto:info@nwmomodela.com)  
816-807-6300

All Officers: [info@nwmomodela.com](mailto:info@nwmomodela.com)

Tours and Activities: [tours@nwmomodela.com](mailto:tours@nwmomodela.com)

Publications: [RoadRunner@nwmomodela.com](mailto:RoadRunner@nwmomodela.com)

Membership: [membership@nwmomodela.com](mailto:membership@nwmomodela.com)

Webmaster: [webguy@nwmomodela.com](mailto:webguy@nwmomodela.com)

Tech Advisor: [techguy@nwmomodela.com](mailto:techguy@nwmomodela.com)

[Pictures@nwmomodela.com](mailto:Pictures@nwmomodela.com)

### **Visit [www.nwmomodela.com](http://www.nwmomodela.com) today!**

Please email any info, pictures, questions  
& suggestions to

[info@nwmomodela.com](mailto:info@nwmomodela.com)



## Pictures from the July Meeting

From Lyman Ridgeway



Jean Hoeykens sang a patriotic song, and provided history on the Lathrop Gas Station which she grew up next to as a child.



Lance Burton, Heart of America Club, gave us an update on the 2018 Regional in Springfield Missouri.



Members who attended the Omaha Regional in June gave a rundown on the fun that was had!



And lots of other members having fun at the meeting!

### Table Rock Weekend!

Due to multiple requests, I'm hosting trip to Table Rock Nebraska! The Annual Fair and Car Show is Saturday September 9th.

We'll leave Platte City QT at 8:00 am Saturday and this time drive directly to Table Rock via Atchison. This schedule should allow us to be in Table Rock for lunch and the car show. During this period, there will several special events to visit. The Argus Museum has a special photo exhibit featuring cars and motorcycles from the early 30's around Table Rock. And there is a special exhibit in the Senior Center of the largest collection of Civil War memorabilia in the Midwest. Both will be interesting to check out.

The parade starts at 4:00 with a 50th Anniversary Shoot Out following! Then dinner at my house as usual and everyone will be free to partake of the celebrations and music as desired. There will be lots of music! Three different bands are scheduled to play, and they are even doing the fireworks again!

Sunday, we'll have a leisurely breakfast before setting back to the city. For those planning to go, It's time to confirm those reservations at my place, or the local bed & breakfasts ([conventhousebb.com](http://conventhousebb.com), [nebraskabb.com/listings/myblueheavenbandb-pawnee-city-nebraska.html](http://nebraskabb.com/listings/myblueheavenbandb-pawnee-city-nebraska.html), [gandyhouse.com](http://gandyhouse.com))! Sign up sheet at the meeting!



### August Ice Cream Social!

Coming up on August 19th the club will be holding our second Ice Cream Social. This event will again be at Laura Cook's place, up in Cameron.



Bring some dessert or toppings and come on up and join us for some home cranked ice cream and down home socializing!.

FYI: For those wanting peaches from Laura's tree, be prepared to come pick before the ice cream social.....looks like they may be ripe early. Call for a progress report 816-632-1776.

### Time for Car Games Again!

Your Board would like to schedule Car Games this fall, but our dates are filling up fast. Give us your opinion on what date YOU think would work best!

September 2 or 23, October 14 or 28th, Or November 9th. Which would you attend?!



July 22, 2017

11420 Drummond Drive  
Dallas, TX 75228

Dear Model A club,

This is not a request for funds, so please read on.

Since 1995, the Model A Youth Restoration Award (MAYRA) has provided financial assistance to youth who are restoring their Model A's. Over the years, 75 individual awards have been given. Prior to 2016, we made 9 or 10 awards biennially. In 2016 at the MARC National Meet, we had only four recipients, two of whom were prior recipients. And of the four, only one will be eligible to receive an award at the MAFCA National Convention in 2018.

Our concern is the number of applicants for the 2018 awards. We now find ourselves in unfamiliar territory. Because of generous contributions from MARC and MAFCA Model A clubs, vendors and others, we have sufficient funds for the 2018 award season. What we need now are the young people who are restoring Model A's to apply. We believe they are out there and we would like your support in finding them. We encourage your club to focus on youth outreach to find and spread the word about our program. Everyone benefits. Our philosophy has always been that the future of the hobby rests with attracting and retaining youth. Our financial assistance encourages and enables young Model A restorers to make progress with their restorations, thus keeping them motivated. We thank you for your past contributions. While we are not asking for your financial support now, we don't want you to forget about us. If the outreach to youth is successful, and the number of applicants increase, we will once again need your support. Information and application are available on our website, "ModelARestorationAward.org." Thank you for your help in sustaining our hobby. Feel free to contact me or any of our Board Members with suggestions on attracting youth to the hobby and finding those who are currently doing a restoration. Phone numbers are on the website. Please read this letter at both your board and club meetings, and if possible, include in your newsletter.

Yours Truly,

  
Bob Moore, President of MAYRA



MODEL A FORD YOUTH  
SCHOLARSHIP FUND, INC.

July 9, 2017

Dear Robert

On behalf of the Model A Ford Youth Scholarship Fund, Inc. Board of Directors, I would like to thank you and the members of the Northwest MO Model A Club for their generation donation of \$250.

This contribution will be combined with others to award scholarships to the children and/or grandchildren of Model A Ford Club of America or Model A Ford Restorers Club members. With the ever-increasing cost of a college education and the tightening of credit, these scholarships are needed now more than ever.

Again, thank you for supporting the youth of our great hobby.

Yours truly,




Jo Johnson, President

Model A Ford Youth Scholarship Fund, Inc.

A's in the OZARKS



2018 Regional  
June 3 - 8



WE ARE EXCITED TO ANNOUNCE THE 2018 MODEL A REGIONAL WILL BE HELD IN SPRINGFIELD MO. JUNE 3 THRU 8. SPRINGFIELD IS IN THE CENTER OF THE BEAUTIFUL OZARK HILLS, HOLLERS, LAKES, AND RIVERS.

HEART OF AMERICA MODEL A FORD CLUB WILL BE YOUR HOST. MENTION THIS CLUB WHEN YOU BOOK YOUR RESERVATIONS AT THE BEAUTIFUL RAMADA, OASIS, FIRE & ICE, AT 2546 N. GLENSTONE AVE. THIS IS A POPULAR, AND EXCITING REGIONAL LOCATION, SO MAKE YOUR HOTEL RESERVATIONS NOW. 417-866-5253. TOLL FREE 888-532-4338.

REGIONAL DIRECTOR: LANCE BURTON, 816-809-8648. GRANDPABURTON@AOL.COM

*Our self guided driving tours will be some of the best Model A driving you will ever experience. We will enjoy our lunch stops along scenic lakes, and rivers.*

*We hope to see you at the 2018 Region-al, So leave your shoes at home, and put on your bib overalls, and straw hat. The Ozark experience is waiting for you, and your Model A.*



**Don't forget, Branson is just an hour drive away. Springfield is part of Route 66 with lots of history, and many car displays.**




## THOSE SENSATIONAL CAPES

By Lois Przywitowski, MAFCA Era Fashion Committee

The predecessor of the cape, the cloak, appeared well before the twentieth century. The cloak was a functional garment, meant to keep the wearer safe from virtually any kind of weather. At night it doubled as a blanket for protection from the elements. By the Model A era, the cloak was elegantly transformed into the cape. No longer was it simply functional. It adorned both dresses and coats, or was a garment on its own. Here we are showcasing capes in their role as an outer garment.

A double-tiered cape graces this lovely satin coat, reminiscent of what "romantic highway men once wore." McCall's, April 1928, Pattern Number 5193



This coat features a collarless neckline and diagonal wrap closure. The look is softened by the shoulder capelet which swings free in the front. It is unusual in that it is not a full cape, rather it is split and attached at the shoulder and back seams. McCall's, April 1930, Pattern Number 6479



The cape shown on the right takes "the place of a coat where a picturesque effect is desired." The outward swing of the cape "reveals the entire frock beneath" the cape. McCall's, May 1928, Pattern Number 5054



A little cape adds interest and flair to this smart day coat on the right, in part by giving the appearance of a wide shoulder-line. The cape is accentuated by matching the curved lines of the coat front. McCall's May 1930, Pattern Number 6082



This coat features a cape attached at the shoulder line, allowing the elegant simplicity of the front of the coat to shine. McCall's, May 1928, Pattern Number 5263



This Cashmere day coat on the left features an unusual cape, again secured at the shoulder line. The irregular hemline adds dramatic interest and draws attention to the cape. McCall's, July 1928, Pattern Number 5305



The full cape of this evening wrap of transparent velvet shown on the left lends striking elegance to the ensemble, no matter what gown is worn beneath. A New York dressmaker was questioned about velvet for summer wear. Her response was "velvet in its new cobweb weave is fashionable for summer." McCall's, July 1928, Pattern Number 5306



This unique recipe came from the "The Household Searchlight Recipe Book" which was published in 1931. The recipes were formulated contributed by homemakers and readers of The Household Magazine. I found this and other great information at [bitefromthepast.wordpress.com](http://bitefromthepast.wordpress.com).

### Grape Pie

- 2 ½ cups grapes
- ¾ cup sugar
- 3 tablespoons flour
- 3 tablespoons melted butter
- 2 pie crusts

Preheat oven to 425 degree.


Wash the grapes and cook them in a saucepan with a tiny bit of water over medium heat, until they've burst.

Drain about half the liquid off.

In a medium bowl, combine sugar and flour. Add grape mixture and stir. Add butter and stir.

Pour into pie dish lined with crust. Cut second pie crust into strips and lay over the top in lattice formation.

Bake for 25 minutes. Allow to cool and serve!



### Brands We Still Know


**Wonder Bread** was introduced in Indianapolis Indiana in 1921. Baked by the Taggart Baking Company, it was promoted prior to its introduction by ads stating "A Wonder is coming".

Vice President Elmer Cline came up with the name after visiting the International Balloon Race at the Indianapolis Speedway, hence the logo of the red, yellow, and blue balloons.

Continental Baking bought the company in 1925 and sold Wonder Bread nationwide. In 1930, Wonder Bread became the first national company to sell bread in sliced form. In the 1940's, the company began adding vitamins and minerals as part of a government-sponsored program of enriching white bread, which was notoriously deficient in nutritional content.

Wonder was also the first national bread brand to feature open dating as well as nutrition information on its packaging

Interesting note: Slicing of bread was suspended nationwide for two years during WWII due to a steel shortage, but quickly resumed after the war.



## Model A Mystery Part

*What is it?*

*Do you know? For  
"Bragging Rights",*

email [techguy@nwmModelA.com](mailto:techguy@nwmModelA.com)!



Photo courtesy of Mike's  
A-Ford-Able Parts

## March Mystery Part

Did you recognize these  
Model A bumper end  
bolts? They are zinc  
plated, but Henry painted  
them black!



Photo courtesy of Snyder's  
Antique Auto

## Walt's Old Time Tech Tip

Walt Jones, Tech Director

### PROVERBIAL REAR MAIN LEAK

*Here's a great troubleshooting article found at  
[antiqueenginerebuilding.com](http://antiqueenginerebuilding.com)*

After 30 plus years of experience with the Model A & B engines, the most common problem is a rear main oil leak. This problem can be very simple to correct or it can turn into costly time consuming job. What is important is a correct diagnoses. You do not want to rebuild engine if you have a bad oil filler cap. Do not assume the worst until you have checked out the problem thoroughly.

1. After wiping clean flywheel housing. Check that oil is leaking from out of cotter pin hole at bottom of flywheel housing. If oil does not leak out of cotter pin hole you have a leak some place else, suggestions oil pan, timing case cover, front seal, valve cover, oil pipe to mention a few. Most oil leaks drip off of the cotter pin. You need to determine that oil is leaking out of the cotter pin hole not off of the cotter pin to be a rear main leak. If oil is leaking out of cotter pin hole go to step 2.

2. Remove oil filler cap check to see that oil filler pipe is not restricted or plugged. With oil filler cap removed from car take car for a drive. If leak stopped the oil filler cap is bad. There are tabs bent over under top of cap to stop cap from seating all the way down. The stops could be bent or missing on your cap. This will seal crankcase pressures in and will force oil out. Replace oil filler cap. This is a common problem, overlooked and easy to fix.

3. Hold a plastic food storage bag around oil filler pipe and bring engine to high idle. Bag should flutter if does not and fills up with air, you have excessive blow by in crankcase. This can be caused by bad rings, pistons, cylinders or possibly valves and guides. Excessive pressures in crankcase will cause oil to leak out rear main and any other place not sealed.

4. If above is all good now remove half moon inspection cover on flywheel housing, three hex head screws. Chock wheels. Check to see if inside of flywheel is wet with oil. If flywheel is wet inside this means oil is leaking out rear main cap and or cap to block. Start engine, with flash light look for oil leak. EXHAUST IS HOT AND MUST BE VENTED.

### POSSIBLE PLACES FOR OIL LEAK.

Checking inside flywheel housing with half moon cover removed. Engine running

A. Dripping or running down right side of engine around outside of rear main cap. Probably gasket between engine and flywheel housing. Remove engine and replace gasket. We seal around camshaft hole with RTV no longer use a gasket.

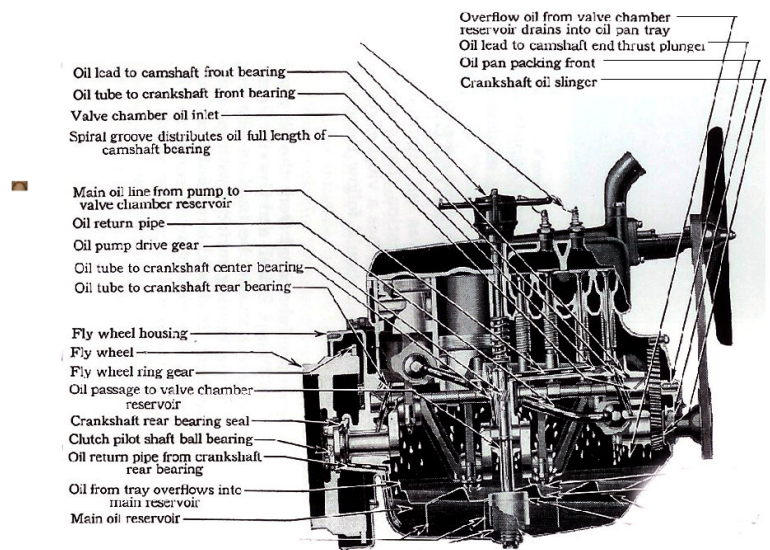
B. Dripping between rear main cap and block at shims. Cap must fit flat to engine block. Rear seal part A6335 must be filed flat with block. I use a thin film of RTV on both sides of shim to prevent leakage.

C. Dripping out side of rear main block could be oil running up rear main bolts. I use RTV under heads of the rear main bolts and on threads of the two upper bolts that secure flywheel housing to block. These leaks are generally slow drips and are not common.

D. Dripping or running out of back of rear main cap into flywheel is common. This is a rear main leak. If you have not seen oil leak at this time take car for a drive, immediately chock wheels and check again. If rear main leaks. Remove oil pan.

E. Check oil tube on rear main cap that it is not missing, broken or cut off. The end of this pipe must be in oil in bottom of sump. If pipe is not in oil, pressures in crankcase will blow oil out rear main. If pipe is screwed into cap too far this will restrict oil flow back to sump and cause rear main leak. The oil galley plug in rear main should be installed again to stop crankcase pressures from pushing oil out rear main. Next remove rear main cap, oil galley in cap must be open and clean so oil can flow back to sump. With cap removed from engine you can now inspect Babbitt for wear, cracks chips, ECT. The last quarter inch of the bearing must be full diameter of Babbitt no cuts, grooves or chips. Shims must fit tight to crankshaft. Plastigage can be used to check bearing clearance at this time with engine still in car. I suggest a jack be used to apply pressure upward on crankshaft. This will seat crankshaft up into bearings in block to give you an accurate measurement. Desired clearance is .001 to .0015.

By now you should have diagnosed the problem. I hope that your problem was easy to fix. I have seen newly rebuilt engines leak and many times it was just the oil filler cap. Do not assume the worst till you have checked out the problem





## For Sale / Wanted To place an ad send your information to [info@nwmoModelA.com](mailto:info@nwmoModelA.com), or send to Sherry Winkinhofer

As a service to our members, the area Model A clubs have decided to share our classified ads sections! (this will include Model A specific items only.) Ads will run approximately 3 months unless we are notified that the item is still available.

**For Sale:** 1930 Model A Woody Station Wagon. This was in the process of being restored. \$7000 or offer. For details of the progress and needed work along with pictures

**Contact:** Mike O'Malley @ [momalley@lolaw.com](mailto:momalley@lolaw.com). (CIMA 08/2017)

**For Sale;** 1930 Model A with Rumble Seat. Interior is mint, great paint, runs well. \$12,000.

**Contact:** Charles @ (515) 249-1830 (CIMA 06/2017)

**For Sale:** 1928 Model A Phaeton. Arabian Tan, Black Fenders. Side Curtains. 12 volt system, turn signals. 500 miles on new engine. \$19,500. Also, 1971 Triumph Spit Fire. Orange with Black interior, 59,470 miles. \$6500.

**Contact:** David Leaming 515-265-2119 (CIMA 08/2017)

**For Sale:** Three new NOS tires, 5.25/5.50x17, Still wrapped \$50.00 each, Will fit in Model A wheel wells; Six Firestone tires on wheels, 4.75.5.00x17 used, Cream powder coated w/ hubcaps; Diamond Model A, Combine engine on casters \$300.00, Intake & exhaust manifold, Carburetor, Magneto, Starter. Water pump, Radiator fan shroud, Radiator

**Contact:** Delbert Felts 913 845-3113 (POA 082017)

Jim Spawn ran into some sculpted proof that Milt loves ice cream on one of his trips this summer!



I PUT THE  
THINGAMABOB INSIDE  
THE WHATCHAMACALLIT,  
TURNED THE  
DOOHICKEY AND THE  
WUTEVERITIS STILL  
DOESN'T WORK.  
ANY IDEAS?

### Jim's technical tip for July by Jim Cannon, MAFCA Technical Director

Are You Getting All of the Spark Advance You Are Supposed To?

The next time you are poking around under the hood, check your spark advance at the distributor. With the spark lever fully up, make sure that the arm sticking out of the distributor (the breaker plate arm) is fully touching the side of the opening in the distributor body closest to the exhaust manifold. Then, with the engine not running, pull the spark lever all the way down and confirm that the breaker plate arm is now fully touching the other side of the opening in the distributor body. If it's not, you are not getting all of the spark advance you should be getting. You may need to rotate your steering column (cars with 2-tooth sector steering box) or bend the little spark lever on the column to get the breaker plate to move the full range



copywrite Frisco illustrationsOf.com/89401

## The Coupe Book

1928 to 1931



Model A Ford Club of America



## MAFCA Announces

A New Book Specifically  
For The Model A Ford

Only \$24<sup>95</sup>

Containing articles from over 50 years from *The Restorer* magazine and additional information provided by Les Andrews and Steve Plucker, this book encompasses more than 180 pages specifically chosen for the Model A Ford Coupe owner. Every owner of a Model A Ford should include this book in their library, especially if you own a coupe.

To Get Your Copy

Visit [mafca.com](http://mafca.com)  
or call  
866-379-3619


# JULY 4th PARADES

## Parkville Missouri



## CAMERON, MISSOURI





## "A" REPAIR SHOP

**BOB HESS**

**12731 CHERRY STREET, KANSAS CITY 64145**

**816-941-4101 Cell: 816-668-3902**

**SERVICE - REPAIRS - UPGRADES AND COMPLETE RESTORATION  
OVER 20 YEARS EXPERIENCE - MAFCA CERTIFIED MASTER JUDGE**

## A - Z Model A Parts - Zanes

**Ron and Sondra Kester, Owners**

773 Central Street

Glade, Kansas 67639

Phone: 785-543-6729

Fax: 785-543-3013

e-mail: 2officegirls@ruraltel.net

## AMERICAN LEGION

USMC NAVY  
ARMY USAF  
COAST GUARD

Serving ALL Veterans and  
the Community



Remembering  
Those Who Served

Smithville American Legion Post 58

P.O. Box 158

Smithville, Missouri 64089

(816) 532-8115

LOCATED AT:

Hwy 92 & County Road DD

Find us on Facebook at:

<http://www.facebook.com/SmithvilleAmericanLegionPost58>

## AMERICAN FAMILY INSURANCE

[www.amfam.com](http://www.amfam.com)

### DAVID LAWSON

DAVID LAWSON AGENCY, INC.

1520 N Church Rd Ste C  
Liberty, MO 64068

Office: (816) 792-4448

Fax: (855) 507-5894

Email: [dlawson@amfam.com](mailto:dlawson@amfam.com)

2015 American Star Certified Agency

Access Anytime: 1-800-MYAMFAM (800-692-6326)



## Bob Bond's Artistry

Quality  
Craftsmanship

• Graphics

• Lettering

• Pinstriping

• Airbrushing

• Logo Designing

• Automotive Art

**816-554-1800 1-800 BOB BOND**

25612 NE Colbern Rd. Lee's Summit, MO 64086-9508

[www.bobbondart.com](http://www.bobbondart.com)

## BRATTON'S

**ANTIQUE AUTO PARTS**



**800-255-1929 Phone**

**[www.brattons.com](http://www.brattons.com)**

800-774-1930 Fax

1606 Back Acre Circle

Mount Airy, MD 21771

*Your source for Quality Model A Ford Parts since 1976*

**Mark Freeman**



## EAGLE AUTO STRIPPING

Blasting With Plastic, Glass & Sand  
Fiberglass, Aluminum, Steel, Any Surface  
[www.eagleautostripping.net](http://www.eagleautostripping.net)

(913) 334-6331

Fax (913) 334-6333

7300 Kaw Drive (K32)

Kansas City, KS 66111

"Best Strip Joint In Town"

## BRASSWORKS

Aries Mufflers



New and Used Antique Parts

## MILT'S MODEL 'A' REPAIR, PARTS & SALES

F.S. Modern Ignitions • Mitchell Overdrive

Overdrive & 4-Speed Transmissions Installed

403 Cypress St

Grain Valley, MO 64029

[hesfrt@sbcglobal.net](mailto:hesfrt@sbcglobal.net)

**Milton Hessfort**

Cell 816-590-4317

## "HAVE AN 'A' DAY"

**Mike's**

**Michael Butcher**

**1-888-879-6453**

email: [mike@mikes-afordable.com](mailto:mike@mikes-afordable.com)

[www.mikes-afordable.com](http://www.mikes-afordable.com)



Specialising in 1928 - 1931 Model A Ford Parts

## TIP - PROTECT NEW BRAKE LININGS


by Dennis Harwell

From *The Distributor*, Alamo A's newsletter -

Recently I replaced my brake drums and braking linings. In the past I have always had trouble keeping oil and/or grease from getting on the brake linings. This time I covered the linings with 2 inch blue masking tape. This worked fantastic. I just simply left the tape on until after I finished assembling all the springs and miscellaneous parts. I remove the tape before the brake drums were installed.

See photos at the right.

[Ed: Thanks for the great idea!]



# AUTO COLOR & EQUIPMENT

524 E. 23rd Street  
Independence, MO 64055

Phone: 816-254-5630  
Fax: 816-254-5635

## TOUCH UP

Aerosols - Bottles

Computerized Color Match Available

[www.auto-color.com](http://www.auto-color.com)

Tom Kautz  
Owner

[www.tomkautz.com](http://www.tomkautz.com)

## KAUTZ

Established 1916



Electric  
Auto Parts  
Auto Glass

Rebuilding Starters, Generators, and Alternators  
6volt - 12 volt

920 Commercial St.  
Atchison, KS 66002

Phone: (913) 367-1717

# Snyder's

## ANTIQUE AUTO PARTS

12925 Woodworth Rd. New Springfield, OH 44443

**The World's Largest Selection of 1909-31 Ford Parts**

**FREE Fully Illustrated Catalog**  
\$10.00 outside the U.S., Canada, & Mexico

**Servicing the Hobby  
For Over 50 Years!**

Toll Free Ordering (888) 262-5712 or FAX (888) 262-5713

For technical info (330) 549-5313 or FAX (330) 549-2211

Order On-Line @ [www.snydersantiqueauto.com](http://www.snydersantiqueauto.com)



## Powder Coating & Media Blasting

### Tammy Abma

Office Manager

Phone: 816.220.3170

[tammy@opcpowdercoating.com](mailto:tammy@opcpowdercoating.com)

3355 SW Eastbound US Hwy 40

Blue Springs, MO 64015

[www.opcpowdercoating.com](http://www.opcpowdercoating.com)

**-Membership is Strongly Encouraged in Both of these Excellent National Organizations-**



### **Model A Ford Club of America**

**Join on line at [MAFCA.COM](http://MAFCA.COM)**

**~Membership Benefits~**

The *Restorer* magazine (6 issues per year)

Technical Support (free via mail or email)

MAFCA Chartered Chapters in your local area

National Meets - National Banquets - National Tours

MAFCA also produces publications for sale including

Restoration Guidelines & Judging Standards; Paint & Finish Guide;

Hardware Standards, A series of publications on How to Restore Your

Model A; Era Fashion Guidelines; a number of Other publications

related to the Model A Ford and its era

#### Membership Types Available

U.S. Membership w/ print edition of *The Restorer* magazine - \$40

U.S. Membership w/ print edition and Electronic Link to *The Restorer* - \$45

Canada/Mexico Membership w/ print edition of *The Restorer* - \$50

Canada/Mexico Membership w/ print edition and Electronic Link to *The Restorer Magazine* - \$55

International Membership w/ print edition of *The Restorer* magazine - \$65

International Membership w/ print edition and Electronic Link to *The Restorer* magazine - \$70

International Membership w/ only Electronic Link to *The Restorer* magazine - \$40

**Optional Initiation Package (Only \$10 extra), For New Members Only!**

Back issue of *The Restorer*, MAFCA Lapel Pin, MAFCA Decal, Name Badge .



### **Model "A" Restorers Club**

6721 Merriman Rd

Garden City MI 48135

(734) 427-9050 office

(734) 427-9054 fax

**Find Membership forms at**

**<http://model-a-ford.org/>**

#### **2017 Dues- New or Renewals**

US Membership \$45.00

US Air Mail \$57.00

( ) Canada \$55.00

( ) International \$61.00

#### **New Members Only- Partial Membership:**

**J/A, S/O & N/D issues only!**

( ) US Membership \$24.00

( ) US & Canada Air Mail \$34.00

( ) International \$42.00

With your membership you will receive a club membership I.D. card and the *Model "A" News*, our BI-monthly club magazine. In addition, each member is entitled to a free 40 word classified ad in each issue of our international publication, the *Model "A" News* (A good source of parts and information you may need for your car).

### **THE ROAD RUNNER**

% SHERRY WINKINHOFER

14900 GREEN BRIAR DRIVE

SMITHVILLE MO 64089-8831